



crop estimates committee oesskattingskomitee

From/Van: Rodney D. Dredge

Tel: 012 319 6507 • Fax/Faks: 012 319 6211 • E-mail/E-pos: RodneyD@daff.gov.za

Web page/Webblad: www.daff.gov.za/crop_estimates or www.sagis.org.za/CEC: Crop Estimates

EMBARGO: 15:30



agriculture, forestry & fisheries

Department:
Agriculture, Forestry and Fisheries
REPUBLIC OF SOUTH AFRICA

26 November 2013

The area estimate and fourth production forecast for winter cereals for the 2013 is hereby released. /
Hiermee word die oppervlakteskatting en vierde produksieskatting vir wintergewasse vir 2013 vrygestel.

WINTER CEREALS – AREA PLANTED ESTIMATE AND FOURTH PRODUCTION FORECAST: 2013

WINTERGEWASSE – OPPERVLAKTE- EN VIERDE PRODUKSIESKATTING: 2013

CROP/GEWAS	Area planted/ Opp beplant 2013 Ha (A)	4 th forecast/ 4 ^{de} skatting 2013 Tons (B)	3 rd forecast/ 3 ^{de} skatting 2013 Tons (C)	Area planted/ Opp beplant 2012 Ha (D)	Final crop/ Finale oes 2012 Tons (E)	Change/ Verandering % (B) ÷ (C)
Commercial/Kommersieel:						
Wheat/Koring	505 500	1 752 350	1 790 850	511 200	1 870 000	-2,15
Malting barley/Moutgars	81 320	279 115	280 961	84 940	298 000	-0,66
Canola/Kanola	72 165	108 441	108 501	44 100	79 000	-0,06
Total/Totaal	658 985	2 139 906	2 180 312	640 240	2 247 000	-1,85

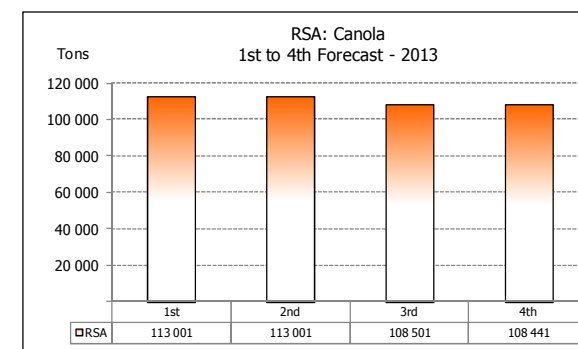
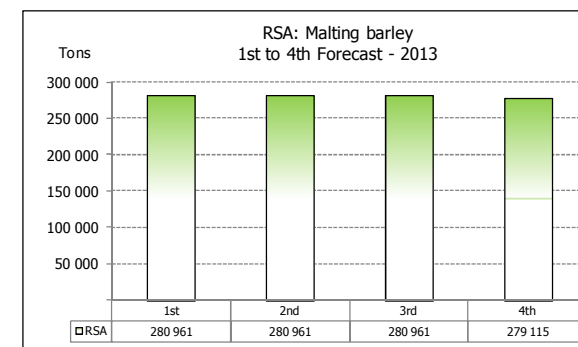
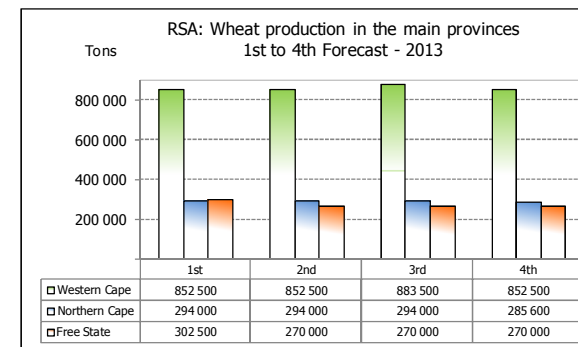
Note: Estimate is for calendar year, e.g. production season 2013/14 = 2013

Nota: Skatting is vir kalenderjaar, bv. produksie-seisoen 2013/14 = 2013

WHEAT – AREA PLANTED ESTIMATE AND FOURTH PRODUCTION FORECAST: 2013

KORING – OPPERVLAKTE- EN VIERDE PRODUKSIESKATTING: 2013

Province/ Provinsie	Area planted/ Opp beplant 2013 Ha	4 th forecast/ 4 ^{de} skatting 2013 Tons	Area planted/ Opp beplant 2012 Ha	Final crop/ Finale oes 2012 Tons
Western Cape/Wes-Kaap	310 000	852 500	272 000	897 600
Northern Cape/Noord-Kaap	42 000	285 600	42 000	272 600
Free State/Vrystaat	90 000	270 000	130 000	360 000
Eastern Cape/Oos-Kaap	4 500	19 800	4 500	18 500
KwaZulu-Natal	7 000	35 700	6 500	32 500
Mpumalanga	4 500	26 100	4 700	25 380
Limpopo	28 000	151 200	30 000	141 000
Gauteng	1 000	6 000	1 500	8 420
North West/Noordwes	18 500	105 450	20 000	114 000
Total/Totaal	505 500	1 752 350	511 200	1 870 000



WHEAT – SPLIT BETWEEN IRRIGATION AND DRY LAND PER PROVINCE: 2013**KORING – VERDELING TUSSEN BESPROEING EN DROËLAND PER PROVINSIE: 2013**

Province/ Provinsie	Irrigation and Dry land/ Besproeiing en Droëland	Wheat/ Koring		
		Ha	Tons	t/ha
Western Cape/Wes-Kaap	Dry land/Droëland	306 000	826 500	2,70
	Irrigation/Besproeiing	4 000	26 000	6,50
	Total/Totaal	310 000	852 500	2,75
Northern Cape/Noord-Kaap	Dry land/Droëland	1 000	2 800	2,80
	Irrigation/Besproeiing	41 000	282 800	6,90
	Total/Totaal	42 000	285 600	6,80
Free State/Vrystaat	Dry land/Droëland	57 000	80 000	1,40
	Irrigation/Besproeiing	33 000	190 000	5,76
	Total/Totaal	90 000	270 000	3,00
Eastern Cape/Oos-Kaap	Dry land/Droëland	1 500	2 600	1,73
	Irrigation/Besproeiing	3 000	17 200	5,73
	Total/Totaal	4 500	19 800	4,40
KwaZulu-Natal	Dry land/Droëland	0	0	0
	Irrigation/Besproeiing	7 000	35 700	5,10
	Total/Totaal	7 000	35 700	5,10
Mpumalanga	Dry land/Droëland	0	0	0
	Irrigation/Besproeiing	4 500	26 100	5,80
	Total/Totaal	4 500	26 100	5,80
Limpopo	Dry land/Droëland	1 500	700	0,47
	Irrigation/Besproeiing	26 500	150 500	5,68
	Total/Totaal	28 000	151 200	5,40
Gauteng	Dry land/Droëland	150	250	1,67
	Irrigation/Besproeiing	850	5 750	6,76
	Total/Totaal	1 000	6 000	6,00
North West/Noordwes	Dry land/Droëland	200	350	1,75
	Irrigation/Besproeiing	18 300	105 100	5,74
	Total/Totaal	18 500	105 450	5,70
Total/Totaal	Dry land/Droëland	367 350	913 200	2,49
	Irrigation/Besproeiing	138 150	839 150	6,07
	Total/Totaal	505 500	1 752 350	3,47

Wheat: Irrigation and Dry land - 2013

The area estimate for wheat is 505 500 ha, of which 138 150 ha (27,3%) is planted under irrigation and 367 350 ha (72,7%) under dry land conditions.

The potential size of the wheat crop under irrigation is 839 150 tons (47,9%) and under dry land conditions 913 200 tons (52,1%).

The average yield for wheat under irrigation is 6,07 t/ha and for dry land 2,49 t/ha.

Koring: Besproeiing en Droëland - 2013

Die skatting van die oppervlakte onder koring is 505 500 ha, waarvan 138 150 ha (27,3%) onder besproeiing geplant is en 367 350 ha (72,7%) onder droëland toestande.

Die potensiele grootte van die koring-oes onder besproeiing is 839 150 ton (47,9%) en onder droë land toestande 913 200 ton (52,1%).

Die gemiddelde opbrengs vir koring onder besproeiing is 6,07 t/ha en vir droëland 2,49 t/ha.

**AREA ESTIMATE AND FOURTH PRODUCTION FORECAST OF WINTER CROPS (2013) /
OPPERVLAKTEKSKATTING EN VIERDE PRODUKSIESKATTING VAN WINTERGEWASSE (2013)
26 NOVEMBER 2013**

Winter cereal crops - 2013 production season

Wheat: The expected commercial production of wheat is 1,752 mill. tons, which is 38 500 tons or 2,2% less than the previous forecast of 1,791 mill. tons, whilst the expected yield is 3,47 t/ha.

The expected production in the Western Cape is 852 500 tons (49%), in the Northern Cape 285 600 tons (16%) and in the Free State 270 000 tons (15%).

The area estimate for wheat stayed unchanged at 505 500 ha.

Other crops: The production forecast for **malting barley** is 279 115 tons, which is 1 846 tons or 0,7% less than the previous forecast. The estimated area planted is 81 320 ha, while the expected yield is 3,43 t/ha.

The expected **canola** crop is 108 441 tons. The area estimate for canola is 72 165 ha, with an expected yield of 1,50 t/ha.

Please note that the fifth production forecast for winter cereals for 2013 will be released on 20 December 2013.

Information is available on the internet at http://www.daff.gov.za/links/crop_estimates or <http://www.sagis.org.za>, as from **15:30 on the date of the relevant meeting of the Crop Estimates Committee.**

Wintergewasse - 2013 produksie-seisoen

Koring: Die verwagte kommersiële produksie vir koring is 1,752 milj. ton, wat 38 500 ton of 2,2% minder is as die vorige skatting van 1,791 milj. ton, terwyl die verwagte opbrengs 3,47 t/ha is.

Die verwagte produksie in die Wes-Kaap is 852 500 ton (49%), in die Noord-Kaap 285 600 ton (16%) en in die Vrystaat 270 000 ton (15%).

Die oppervlakteskatting vir koring is onveranderd gelaat op 505 500 ha.

Ander gewasse: Die produksieskatting vir **moutgars** is 279 115 ton, wat 1 846 ton of 0,7% minder is as die vorige skatting. Die oppervlakte beplant is beraam op 81 320 ha, terwyl die verwagte opbrengs 3,43 t/ha beloop.

Die verwagte **kanola**-oes is 108 441 ton. Die oppervlakteskatting vir kanola is 72 165 ha, met 'n verwagte opbrengs van 1,50 t/ha.

Neem asseblief kennis dat die vyfde produksieskatting vir wintergewasse vir 2013 op 20 Desember 2013 vrygestel sal word.

Inligting is beskikbaar op die internet by http://www.daff.gov.za/links/crop_estimates of by <http://www.sagis.org.za>, vanaf **15:30 op die dag van die toepaslike vergadering van die Oesskattingskomitee.**