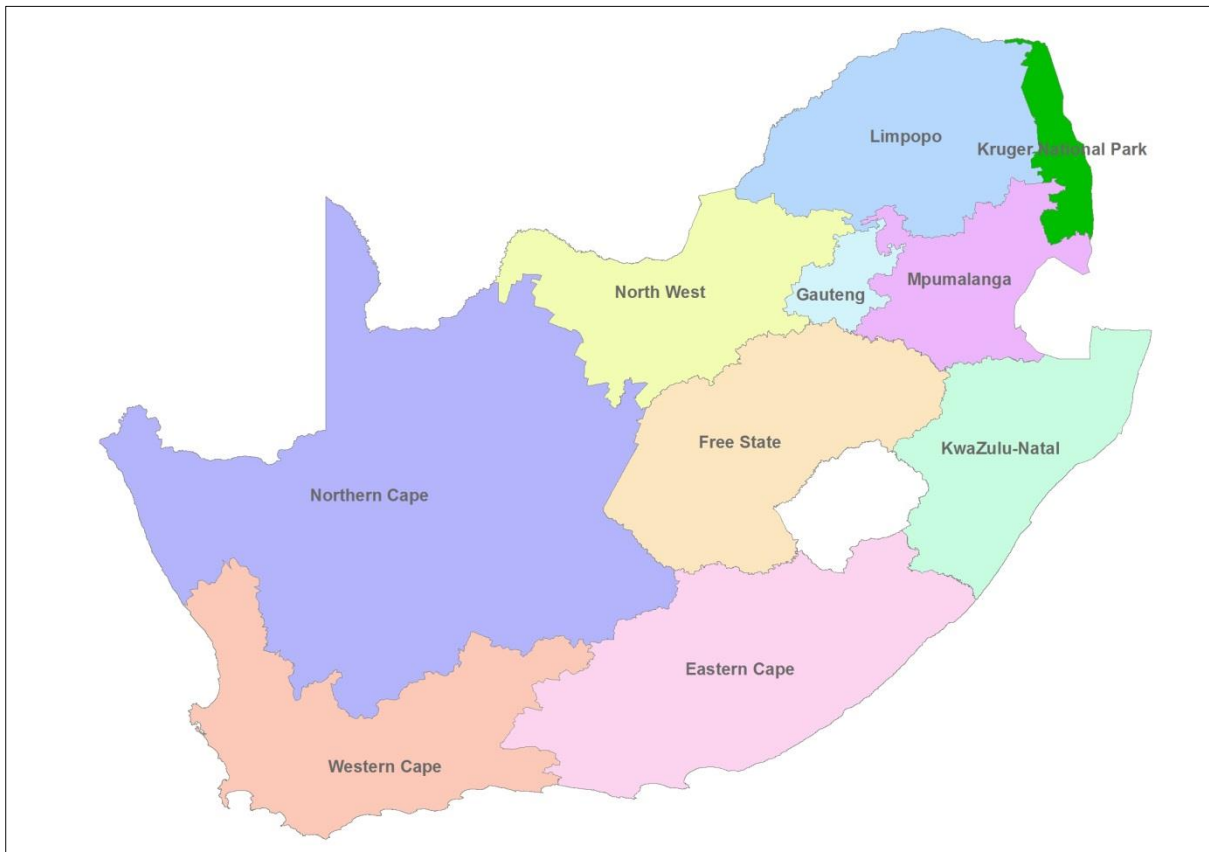


Animal Disease Reporting for the month April 2015



Sub-Directorate Epidemiology
Directorate Animal Health
08 September 2015

Introduction

According to the Animal Diseases Act (Act 35 of 1984) Controlled and Notifiable Diseases must be reported to the local State Veterinarian. The local State Veterinarian compiles a monthly report on diseases that occurred in his/her State Vet Area and submits this report to the Provincial Director of Veterinary Services. At a Provincial level, all these reports are combined to compile a disease report for the province and this report is submitted to the Sub-Directorate Epidemiology in the Directorate Animal Health at the Department of Agriculture, Forestry and Fisheries. All the provincial reports are combined to compile a national disease report.

Purpose of disease reporting

Reasons for disease reporting are:

- Proof of freedom
- Detection of outbreaks of important diseases
 - Prevent the spread of the disease
 - Institute control programs
 - Eradication of a disease
 - Warn neighbouring farmers/trade partners/neighbouring countries
 - Prevent the spread/occurrence of a disease in humans, e.g. rabies
 - Decrease the economic impact of a disease
 - Prevent spread of diseases to trading partners
- Disease control

Summary Statistics of the April 2015 report

The following summary table has been compiled using simple count statistics

Total number of outbreak and vaccination reports (data lines)	2579
Total number of outbreaks	177
Total number of animals involved (cases)	1273
Total number of diseases involved in outbreaks	37
Total number of State Vet Areas that reported	91
Total number of Local Municipalities reported from	175
Total number of species involved in outbreaks	17

Reported Disease Outbreaks

The following tables indicate the disease outbreaks reported by the Provincial Veterinary Services.

Controlled Diseases

The following table indicates the reports of Controlled Diseases

	Eastern Cape Province	Free State	Gauteng	Kruger National Park	KwaZulu-Natal	Limpopo	Mpumalanga	North West Province	Northern Cape Province	Western Cape Province	Total
African Horse Sickness	8	0	18	0	4	1	1	5	0	0	37
Anthrax	0	0	0	4	0	0	0	0	0	0	4
Bovine Brucellosis (Brucella abortus)	3	3	0	0	0	0	0	9	1	0	16
Bovine Tuberculosis (Mycobacterium bovis)	0	0	0	0	1	0	1	0	1	0	3
Brucella Ovis Infection (Ovine Epididymitis)	0	3	0	0	0	0	0	0	0	2	5
Corridor Disease	0	0	0	0	2	0	4	0	0	0	6
Low Pathogenic Avian Influenza: H5 or H7	0	0	0	0	0	0	0	0	0	2	2
Paratuberculosis (Johne's Disease)	0	0	0	0	0	0	0	0	0	1	1
Psittacosis And Ornithosis (Chlamydiosis)	0	0	0	0	0	0	0	0	0	1	1
Rabies	2	0	1	0	15	1	2	3	1	1	26
Salmonella enteritidis	0	0	0	0	0	0	0	1	0	0	1
Sheep Scab	4	0	0	0	0	0	0	0	0	0	4
Total	17	6	19	4	22	2	8	18	3	7	106

Notifiable diseases

The following table indicates the reports of Notifiable diseases

	Eastern Cape Province	Free State	Gauteng	Kruger National Park	KwaZulu-Natal	Limpopo	Mpumalanga	North West Province	Northern Cape Province	Western Cape Province	Total
Bluetongue	1	0	0	0	0	0	0	1	0	17	19
Bovine Malignant Catarrhal fever	1	0	1	0	0	0	0	3	0	0	5
Lumpy Skin Disease	0	0	0	0	0	1	3	0	0	0	4
Total	2	0	1	0	0	1	3	4	0	17	28

Other diseases

The following table indicates the reports of diseases that are not Controlled or Notifiable. Reporting of these diseases are not compulsory.

	Eastern Cape Province	Free State	Gauteng	Kruger National Park	KwaZulu-Natal	Limpopo	Mpumalanga	North West Province	Northern Cape Province	Western Cape Province	Total
Anaplasmosis	1	0	0	0	0	0	1	1	0	0	3
Babesiosis (Redwater)	1	0	0	0	0	1	1	0	0	1	4
Blackleg (Sponssiekte)	0	0	0	0	0	0	2	0	0	0	2
Bovine Papilloma Virus	0	0	0	0	0	0	2	0	0	0	2
Canine Babesioses	1	0	0	0	0	0	0	0	0	0	1

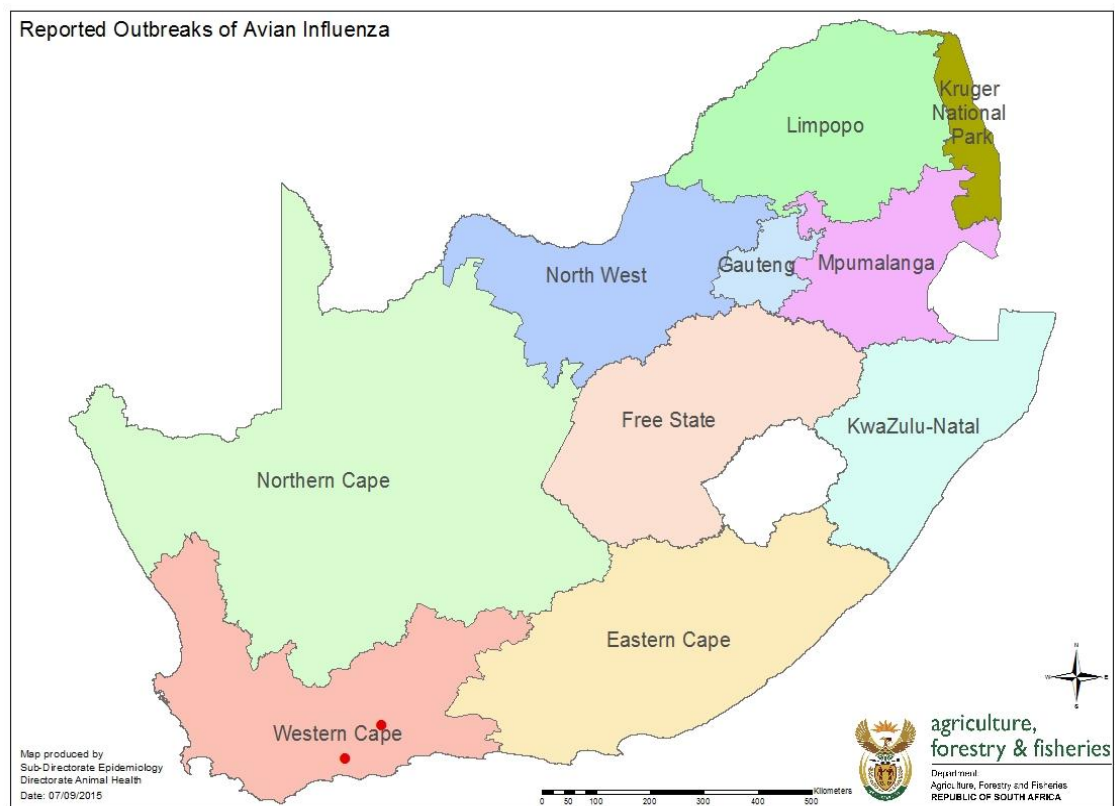
	Eastern Cape Province	Free State	Gauteng	Kruger National Park	KwaZulu-Natal	Limpopo	Mpumalanga	North West Province	Northern Cape Province	Western Cape Province	Total
Canine Distemper	0	0	0	0	0	0	0	0	1	1	2
Contagious Pustular Dermatitis	0	0	0	0	0	1	0	0	0	1	2
Cysticercosis (Cysticercus bovis)	0	0	0	0	0	0	0	6	0	0	6
Enterotoxaemia	0	0	0	0	0	0	0	0	0	1	1
Equine Encephalosis Virus (EEV)	0	0	1	0	0	0	0	0	0	0	1
Filariasis	0	0	0	0	0	0	1	0	0	0	1
Heartwater	5	0	0	0	0	4	5	0	0	0	14
Other Pasteurellosis	0	0	0	0	0	0	0	0	0	4	4
Total	8	0	1	0	0	6	12	7	1	8	43

Information and maps of Specific Diseases

Avian Influenza

The following table indicates the number of reported Avian Influenza outbreaks per province

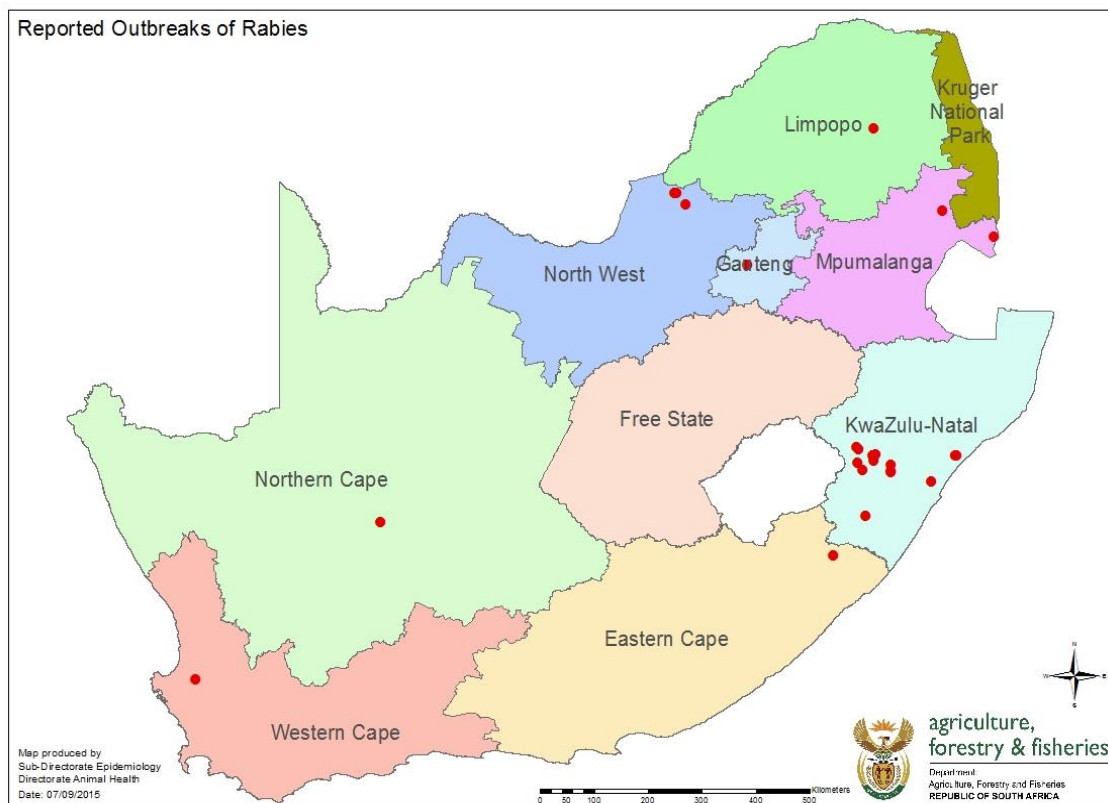
Province	Avian Influenza Strain	Number of reported outbreaks
Western Cape Province	Low Pathogenic Avian Influenza: H5 or H7	2



Rabies

The following table indicates the number of reported rabies outbreaks per province

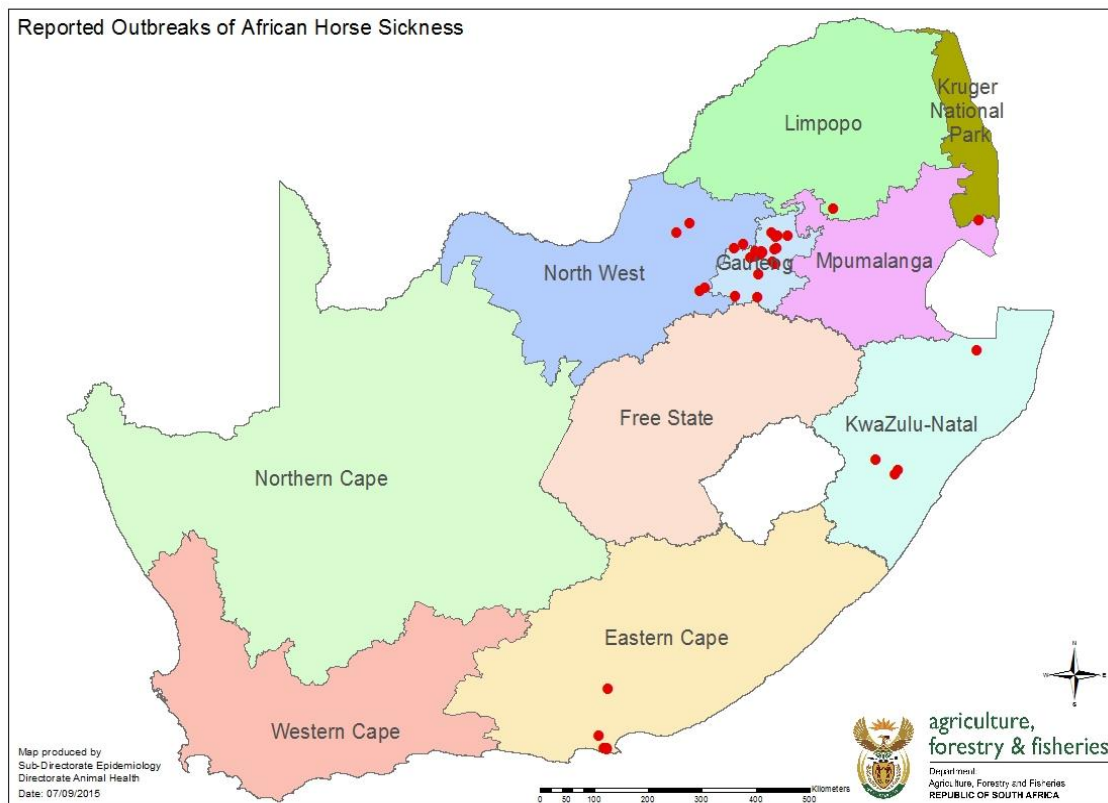
Province	Number of reported outbreaks
Eastern Cape Province	2
Gauteng	1
KwaZulu-Natal	15
Limpopo	1
Mpumalanga	2
North West Province	3
Northern Cape Province	1
Western Cape Province	1



African Horse Sickness

The following table indicates the number of reported AHS outbreaks per province

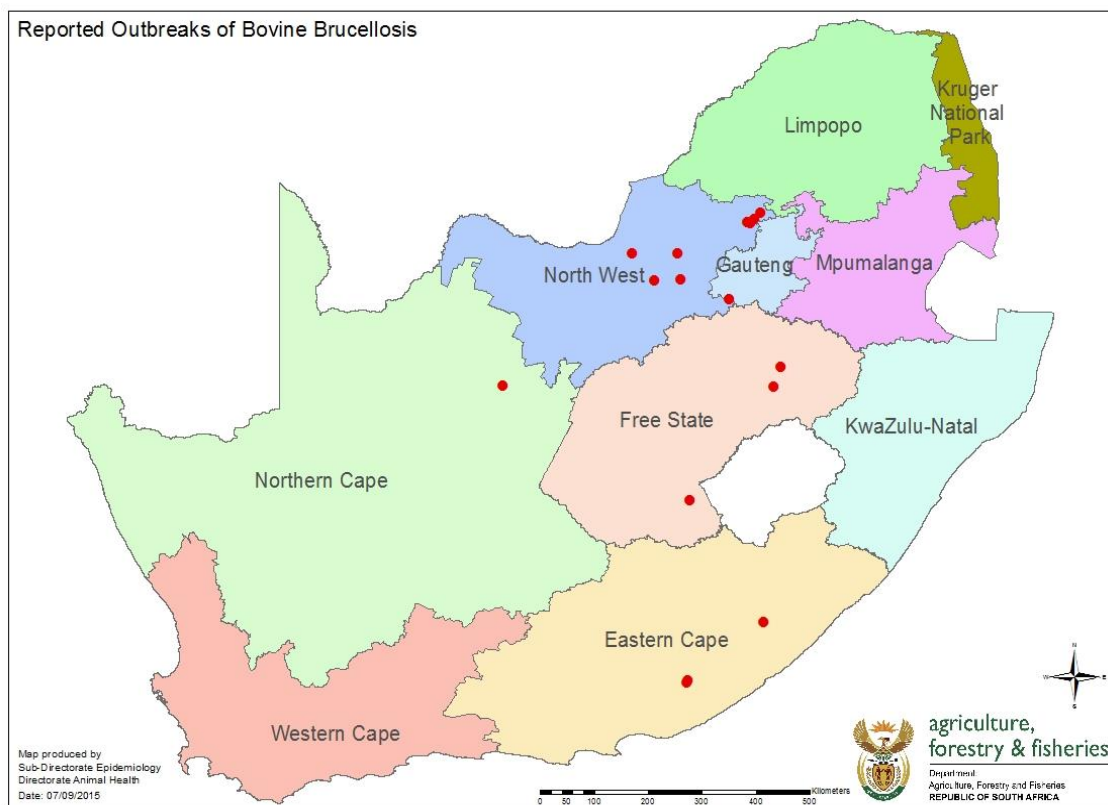
Province	Number of reported outbreaks
Eastern Cape Province	8
Gauteng	18
KwaZulu-Natal	4
Limpopo	1
Mpumalanga	1
North West Province	5



Bovine Brucellosis

The following table indicates the number of reported Bovine Brucellosis outbreaks per province

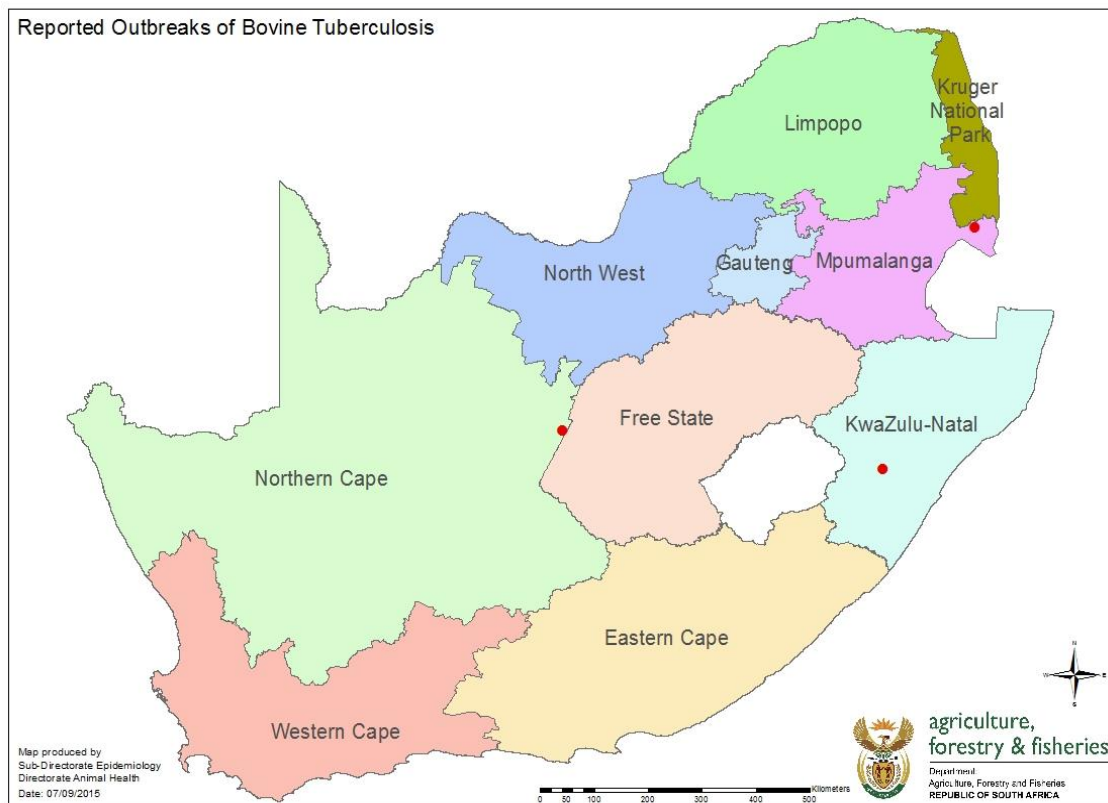
Province	Number of reported outbreaks
Eastern Cape Province	3
Free State	3
North West Province	9
Northern Cape Province	1



Bovine Tuberculosis

The following table indicates the number of reported Bovine Tuberculosis outbreaks per province

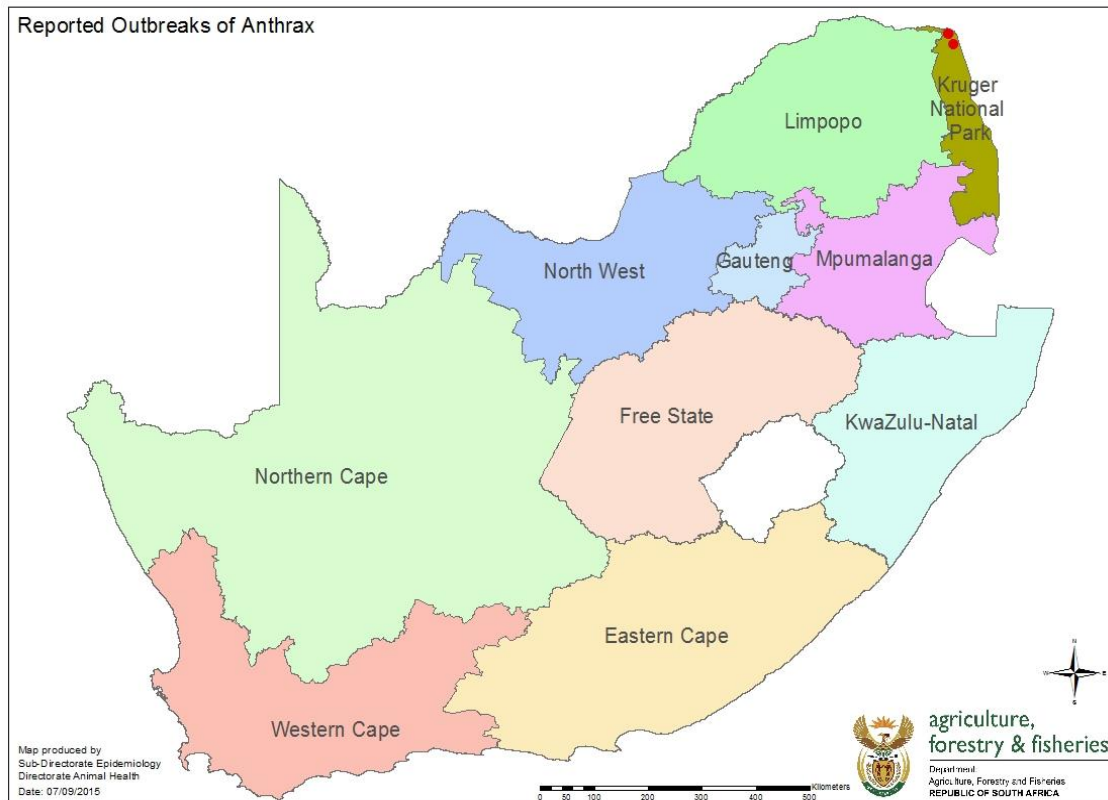
Province	Number of reported outbreaks
KwaZulu-Natal	1
Mpumalanga	1
Northern Cape Province	1



Anthrax

The following table indicates the number of reported Anthrax outbreaks per province

Province	Number of reported outbreaks
Kruger National Park	4



Number of reports received

The following table indicates the number of data lines (outbreaks and vaccinations) received from each province

Province	Number of Reports
Eastern Cape Province	1073
Free State	15
Gauteng	58
Kruger National Park	4
KwaZulu-Natal	245
Limpopo	130
Mpumalanga	330
North West Province	270
Northern Cape Province	126
Western Cape Province	328

Number of State Vet Areas reported

The following table indicates the number of State Vet Areas per province that reports were received from (NULL reports excluded).

Province	Number of SV areas in province	Number of SV areas that reported
Eastern Cape Province	25	23
Free State	10	4
Gauteng	3	3
Kruger National Park	1	1
KwaZulu-Natal	11	11
Limpopo	25	10
Mpumalanga	12	7
North West Province	20	18
Northern Cape Province	7	7
Western Cape Province	7	7

Disclaimer

Please take note that this report was automatically compiled using R, R-Studio, several R packages and the South African Animal Health Information System (SAAHIS). Any errors in the data will be copied verbatim into this report.

The data in this report only reflects reports received from the Provincial Veterinary Services and the data was not collected for the purposes of research. Any interpretation of this data should be done with full consideration of the situation on the ground and South Africa's Disease Reporting System.

For further details please contact the Sub-Directorate Epidemiology, Directorate Animal Health (Epidemiology@daff.gov.za).

References

- Chang, W., 2015, 'webshot: Takes screenshots of web pages, including Shiny apps'.
- Chang, W., Cheng, J., Allaire, J.J., Xie, Y. & McPherson, J., 2015, 'shiny: Web Application Framework for R', from <http://cran.r-project.org/package=shiny>.
- Cheng, J. & Xie, Y., 2015, 'leaflet: Create Interactive Web Maps with the JavaScript 'Leaflet' Library', from <http://cran.r-project.org/package=leaflet>.
- Directorate Animal Health, 2015, 'South African Animal Health Information System'.
- Gohel, D., 2015, 'ReporteRs: Microsoft Word, Microsoft Powerpoint and HTML Documents Generation', from <http://cran.r-project.org/package=ReporteRs>.
- R Core Team, 2015, 'R: A Language and Environment for Statistical Computing', from <http://www.r-project.org/>.
- Ripley, B. & Lapsley, M., 2015, 'RODBC: ODBC Database Access', from <http://cran.r-project.org/package=RODBC>.
- RStudio Team, 2015, 'RStudio: Integrated Development Environment for R', from <http://www.rstudio.com/>.
- Vaidyanathan, R., Xie, Y., Allaire, J.J., Cheng, J. & Russell, K., 2015, 'htmlwidgets: HTML Widgets for R', from <http://cran.r-project.org/package=htmlwidgets>.