

Animal Disease Reporting for the month July 2023



Sub-Directorate Epidemiology
Directorate Animal Health
05 January 2024

Introduction

According to the Animal Diseases Act, 1984 (Act 35 of 1984) Controlled and Notifiable Diseases must be reported to the local State Veterinarian. The local State Veterinarian compiles a monthly report on diseases that occurred in his/her State Vet Area and submits this report to the Provincial Director of Veterinary Services. At a Provincial level, all these reports are combined to compile a disease report for the province and this report is submitted to the Sub-Directorate Epidemiology in the Directorate Animal Health at the Department of Agriculture, Land Reform and Rural Development. All the provincial reports are combined to compile a national disease report.

Purpose of disease reporting

Reasons for disease reporting are:

- Proof of freedom
- Detection of outbreaks of important diseases
 - Prevent the spread of the disease
 - Institute control programs
 - Eradication of a disease
 - Warn neighbouring farmers/trade partners/neighbouring countries
 - Prevent the spread/occurrence of a disease in humans, e.g. rabies
 - Decrease the economic impact of a disease
 - Prevent spread of diseases to trading partners
- Disease control

Summary Statistics of the July 2023 report

Total number of outbreak and vaccination reports (data lines)	5,447
Total number of outbreaks	187
Total number of animals involved (cases)	4,855
Total number of diseases involved in outbreaks	49
Total number of State Vet Areas that reported	110
Total number of Local Municipalities reported from	158
Total number of species involved in outbreaks	18

Reported Disease Outbreaks

The following tables indicate the disease outbreaks reported by the Provincial Veterinary Services.

Controlled Diseases

The following table indicates the reports of Controlled Diseases

	Eastern Cape Province	Free State	Gauteng	Kruger National Park	KwaZulu-Natal	Limpopo	Mpumalanga	North West Province	Northern Cape Province	Western Cape Province	Total
African Horse Sickness	0	0	11	0	0	0	0	0	0	0	11
African Swine Fever	3	0	3	0	0	0	0	0	0	0	6
Avian Influenza: H6	0	0	0	0	0	0	0	0	0	1	1
Avian Influenza: Highly Pathogenic: All HP, H5 And H7 / Fowl Plague	1	0	3	0	3	0	2	0	0	2	11
Avian Influenza: Low Pathogenic: Other	0	0	0	0	0	0	0	0	0	4	4
Bovine Brucellosis (Brucella abortus)	0	12	3	0	0	0	9	3	0	1	28
Bovine Tuberculosis (Mycobacterium bovis)	0	0	0	2	0	0	0	0	0	0	2
Rabies	8	2	0	0	13	0	0	1	1	0	25
Salmonella enteritidis	0	0	1	0	0	0	1	0	0	5	7
Sheep Scab	0	0	7	0	0	0	0	0	6	0	13
Viral Haemorrhagic Disease of Rabbits	1	0	0	0	0	0	0	0	0	1	2
Total	13	14	28	2	16	0	12	4	7	14	110

Notifiable diseases

The following table indicates the reports of Notifiable diseases

	Eastern Cape Province	Free State	Gauteng	Kruger National Park	KwaZulu-Natal	Limpopo	Mpumalanga	North West Province	Northern Cape Province	Western Cape Province	Total
Bovine Malignant Catarrhal fever	0	0	0	0	0	0	0	0	0	1	1
Lumpy Skin Disease	1	0	0	0	0	1	1	0	0	0	3
Swine Erysipelas / Diamond skin disease	0	0	0	0	0	0	0	0	0	1	1
Total	1	0	0	0	0	1	1	0	0	2	5

Other diseases

The following table indicates the reports of diseases that are not Controlled or Notifiable. Reporting of these diseases are not compulsory.

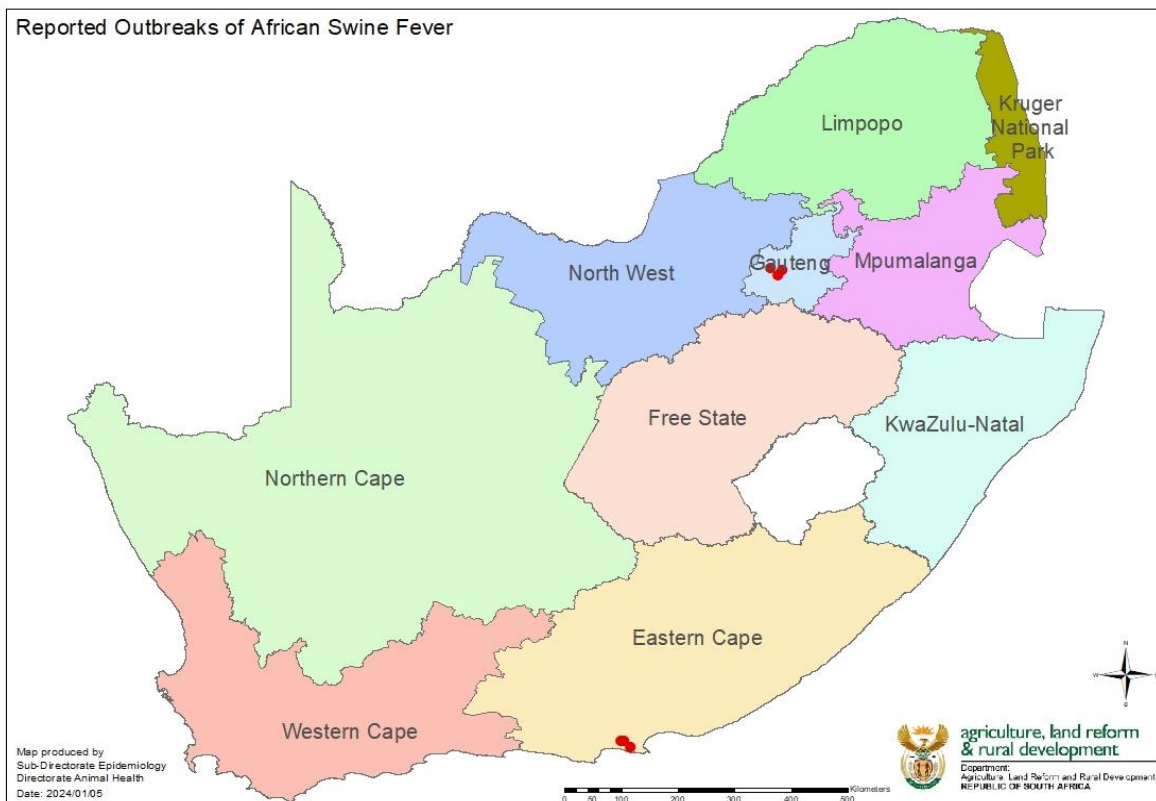
	Eastern Cape Province	Free State	Gauteng	Kruger National Park	KwaZulu-Natal	Limpopo	Mpumalanga	North West Province	Northern Cape Province	Western Cape Province	Total
Anaplasmosis	0	1	0	0	0	0	0	0	0	0	1
Babesiosis (Redwater)	3	1	0	0	0	0	0	0	0	0	4
Blackleg (Sponssiekte)	0	6	0	0	0	0	0	0	0	0	6
Brucella Ovis Infection (Ovine Epididymitis)	0	2	0	0	0	0	0	0	1	0	3
Canine Babesioses	9	3	0	0	0	0	0	0	0	0	12
Canine Ehrlichia	0	1	0	0	0	0	0	0	0	0	1
Canine Parvo Virus	0	2	0	0	0	0	0	0	17	0	19
Coccidiosis	1	0	0	0	0	0	3	0	0	0	4
Cysticercosis (Cysticercus bovis)	0	0	0	0	0	0	6	0	0	0	6
Heartwater	2	0	0	0	0	0	2	0	0	0	4
Infectious Coryza	0	0	0	0	0	0	0	0	0	1	1
Mastitis	1	8	0	0	0	0	0	0	0	0	9
Q Fever	1	0	0	0	0	0	0	0	0	0	1
Total	17	24	0	0	0	0	11	0	18	1	71

Information and maps of Specific Diseases

African swine fever (ASF)

The following table indicates the number of reported ASF outbreaks per province

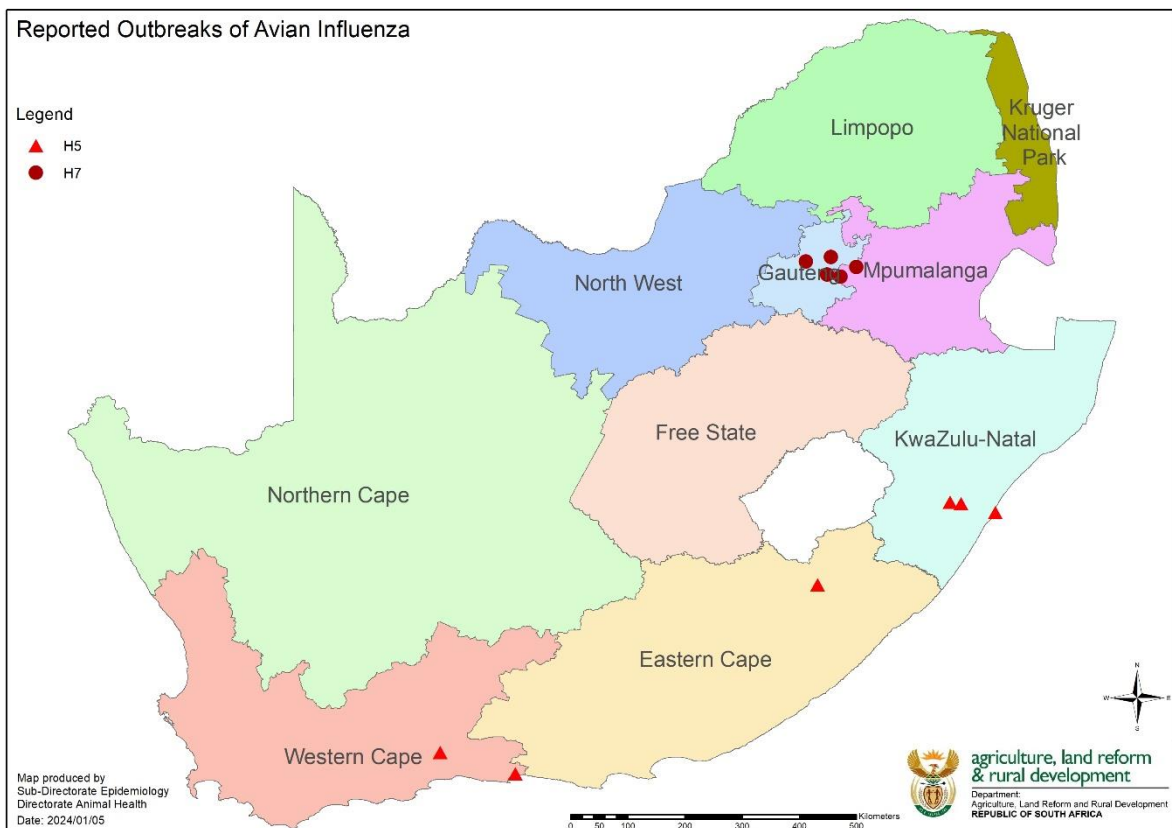
Province	Number of reported outbreaks
Eastern Cape Province	3
Gauteng	3



Avian Influenza

The following table indicates the number of reported Avian Influenza outbreaks per province

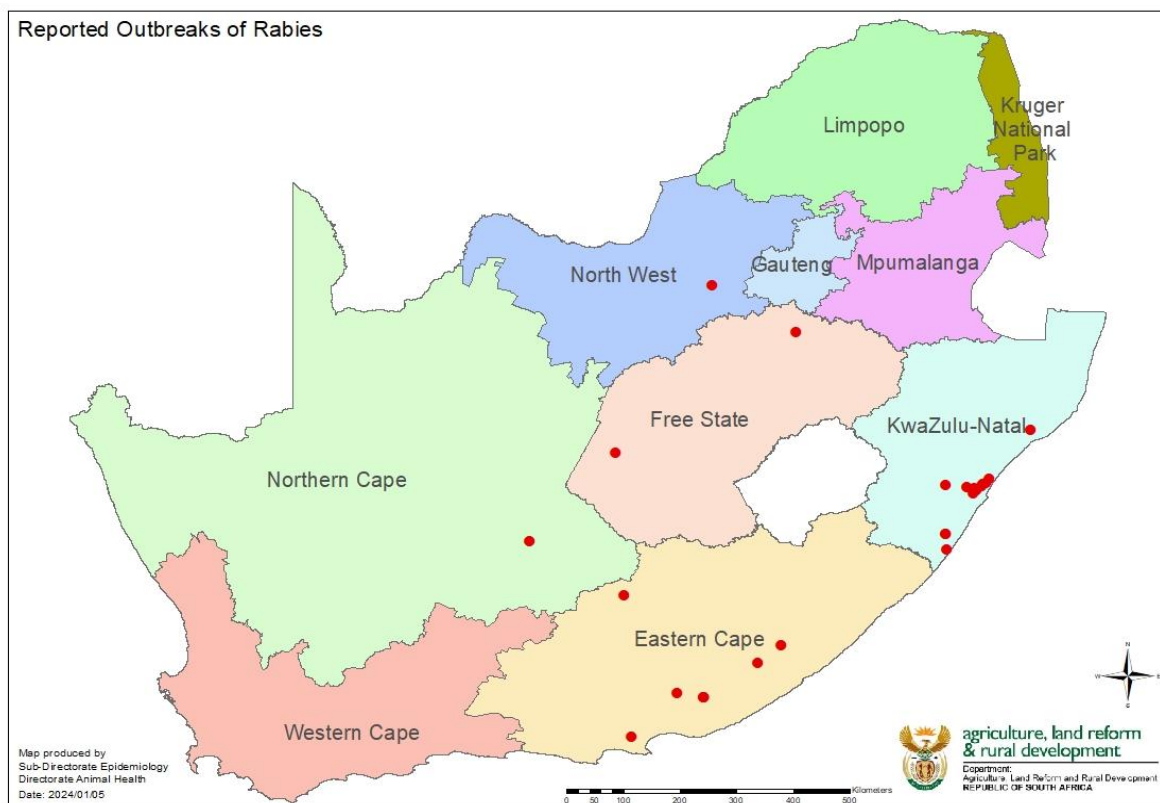
Province	Avian Influenza Strain	Number of reported outbreaks
Eastern Cape Province	Avian Influenza: Highly Pathogenic: All HP, H5 And H7 / Fowl Plague	1
Gauteng	Avian Influenza: Highly Pathogenic: All HP, H5 And H7 / Fowl Plague	3
KwaZulu-Natal	Avian Influenza: Highly Pathogenic: All HP, H5 And H7 / Fowl Plague	3
Mpumalanga	Avian Influenza: Highly Pathogenic: All HP, H5 And H7 / Fowl Plague	2
Western Cape Province	Avian Influenza: Highly Pathogenic: All HP, H5 And H7 / Fowl Plague	2



Rabies

The following table indicates the number of reported rabies outbreaks per province

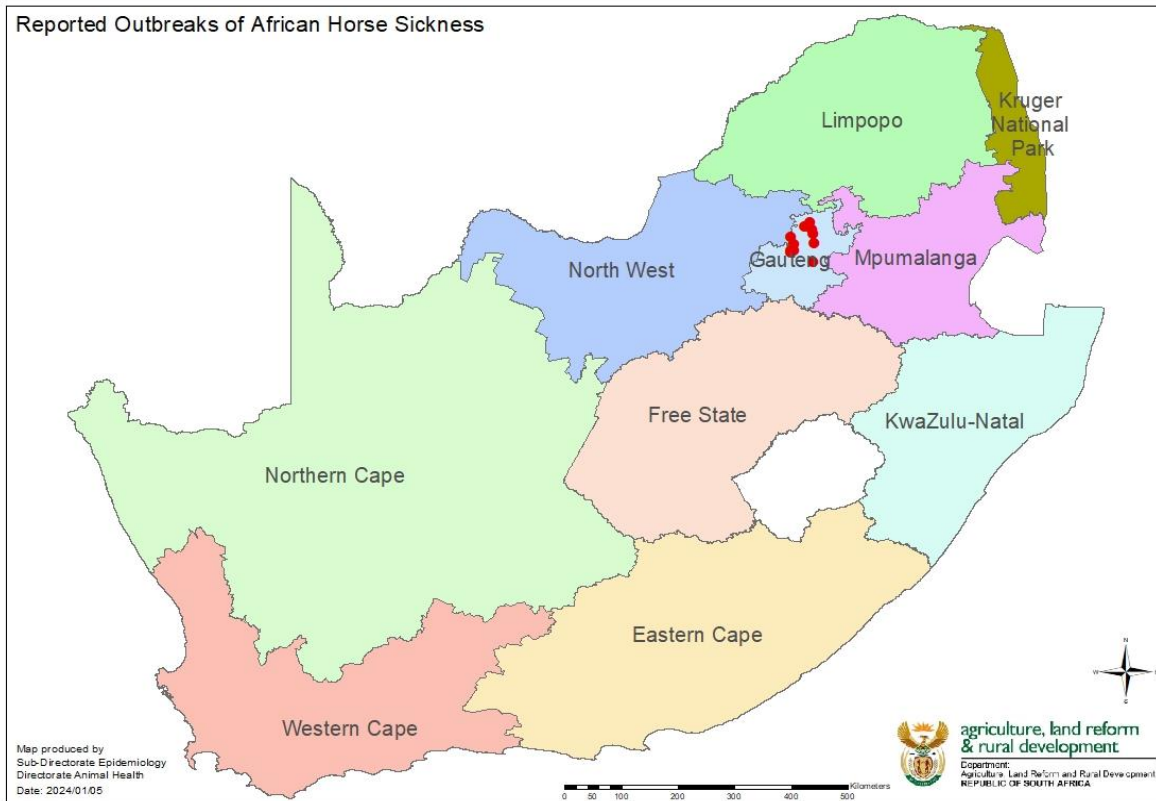
Province	Number of reported outbreaks
Eastern Cape Province	8
Free State	2
KwaZulu-Natal	13
North West Province	1
Northern Cape Province	1



African Horse Sickness

The following table indicates the number of reported AHS outbreaks per province

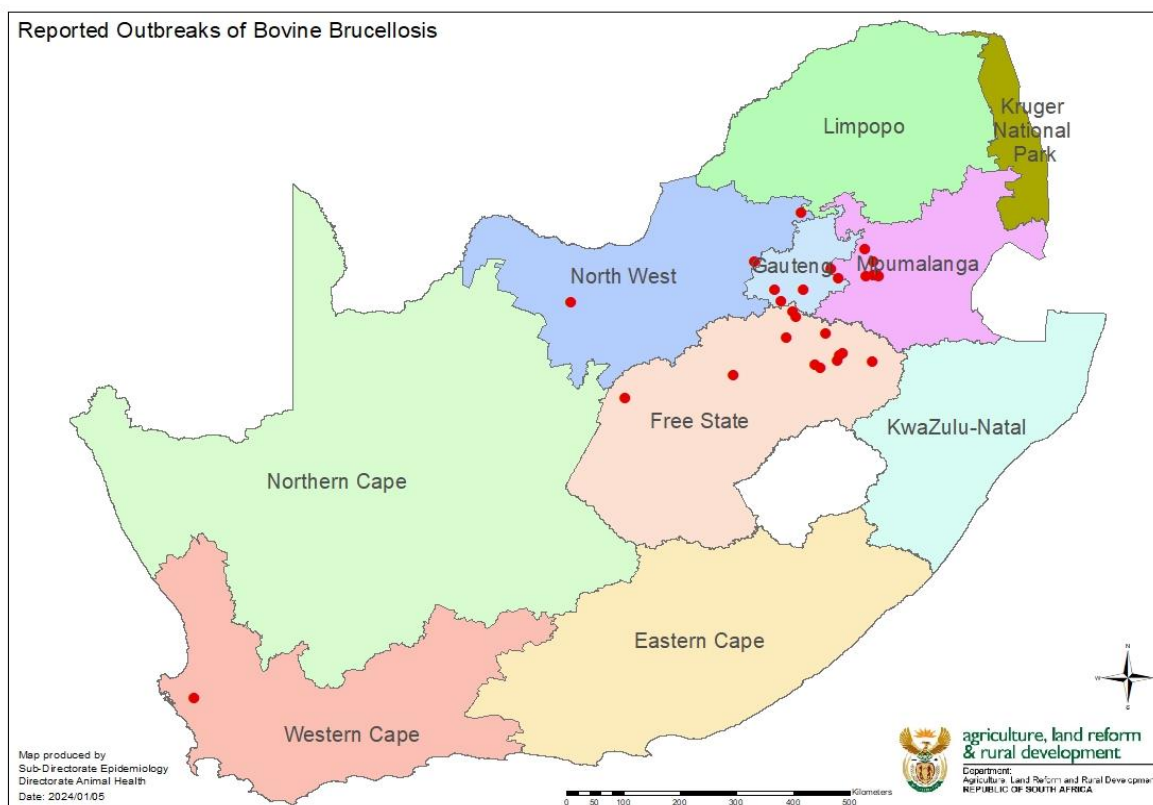
Province	Number of reported outbreaks
Gauteng	11



Bovine Brucellosis

The following table indicates the number of reported Bovine Brucellosis outbreaks per province

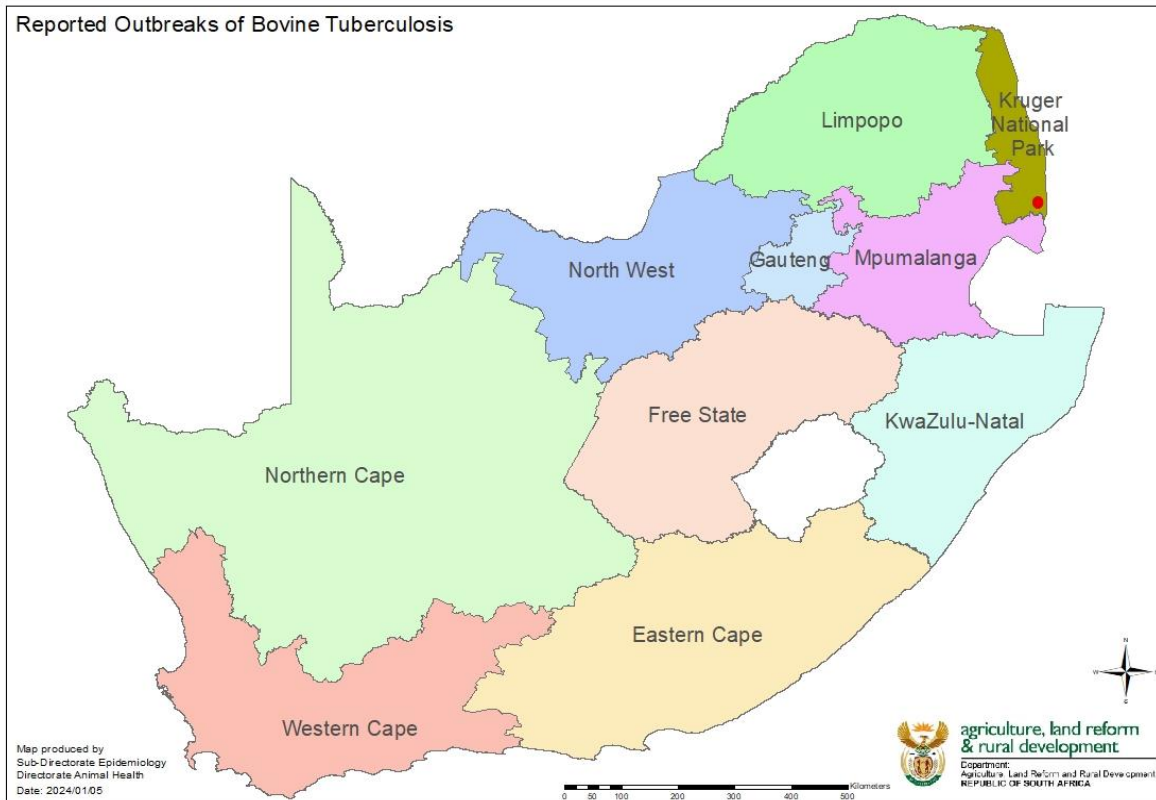
Province	Number of reported outbreaks
Free State	12
Gauteng	3
Mpumalanga	9
North West Province	3
Western Cape Province	1



Bovine Tuberculosis

The following table indicates the number of reported Bovine Tuberculosis outbreaks per province

Province	Number of reported outbreaks
Kruger National Park	2



Disclaimer

Please take note that this report was automatically compiled using R, R-Studio, several R packages and the South African Animal Health Information System (SAAHIS). Any errors in the data will be copied verbatim into this report.

The data in this report only reflects reports received from the Provincial Veterinary Services and the data was not collected for the purposes of research. Any interpretation of this data should be done with full consideration of the situation on the ground and South Africa's Disease Reporting System.

For further details please contact the Sub-Directorate Epidemiology, Directorate Animal Health (Epidemiology@dalrrd.gov.za).

References

Directorate Animal Health, 2020, 'South African Animal Health Information System'.

Gohel, D., 2018, 'officer: Manipulation of Microsoft Word and PowerPoint Documents ', from <https://CRAN.R-project.org/package=officer>.

R Core Team, 2018, 'R: A Language and Environment for Statistical Computing', from <http://www.r-project.org/>.

Ripley, B. & Lapsley, M., 2018, 'RODBC: ODBC Database Access', from <http://cran.r-project.org/package=RODBC>.

RStudio Team, 2018, 'RStudio: Integrated Development Environment for R', from <http://www.rstudio.com/>.