

Animal Disease Reporting for the month March 2019



Sub-Directorate Epidemiology
Directorate Animal Health
24 June 2019

Introduction

According to the Animal Diseases Act, 1984 (Act 35 of 1984) Controlled and Notifiable Diseases must be reported to the local State Veterinarian. The local State Veterinarian compiles a monthly report on diseases that occurred in his/her State Vet Area and submits this report to the Provincial Director of Veterinary Services. At a Provincial level, all these reports are combined to compile a disease report for the province and this report is submitted to the Sub-Directorate Epidemiology in the Directorate Animal Health at the Department of Agriculture, Forestry and Fisheries. All the provincial reports are combined to compile a national disease report.

Purpose of disease reporting

Reasons for disease reporting are:

- Proof of freedom
- Detection of outbreaks of important diseases
 - Prevent the spread of the disease
 - Institute control programs
 - Eradication of a disease
 - Warn neighbouring farmers/trade partners/neighbouring countries
 - Prevent the spread/occurrence of a disease in humans, e.g. rabies
 - Decrease the economic impact of a disease
 - Prevent spread of diseases to trading partners
- Disease control

Summary Statistics of the March 2019 report

| | |
|---|------|
| Total number of outbreak and vaccination reports (data lines) | 3042 |
| Total number of outbreaks | 247 |
| Total number of animals involved (cases) | 1041 |
| Total number of diseases involved in outbreaks | 42 |
| Total number of State Vet Areas that reported | 110 |
| Total number of Local Municipalities reported from | 171 |
| Total number of species involved in outbreaks | 10 |

Reported Disease Outbreaks

The following tables indicate the disease outbreaks reported by the Provincial Veterinary Services.

Controlled Diseases

The following table indicates the reports of Controlled Diseases

| | Eastern Cape Province | Free State | Gauteng | Kruger National Park | KwaZulu-Natal | Limpopo | Mpumalanga | North West Province | Northern Cape Province | Western Cape Province | Total |
|---|-----------------------|------------|------------|----------------------|---------------|----------|------------|---------------------|------------------------|-----------------------|------------|
| African Horse Sickness | 5 | 0 | 128 | 0 | 1 | 4 | 13 | 7 | 0 | 0 | 158 |
| Bovine Brucellosis (Brucella abortus) | 0 | 1 | 1 | 0 | 0 | 0 | 0 | 3 | 0 | 0 | 5 |
| Bovine Tuberculosis (Mycobacterium bovis) | 0 | 0 | 0 | 1 | 0 | 0 | 0 | 0 | 0 | 0 | 1 |
| Newcastle Disease | 0 | 0 | 1 | 0 | 0 | 0 | 0 | 1 | 0 | 1 | 3 |
| Paratuberculosis (Johne's Disease) | 0 | 0 | 0 | 0 | 0 | 0 | 0 | 0 | 0 | 3 | 3 |
| Rabies | 1 | 2 | 0 | 0 | 9 | 3 | 1 | 0 | 1 | 0 | 17 |
| Salmonella enteritidis | 0 | 0 | 2 | 0 | 0 | 0 | 0 | 0 | 0 | 4 | 6 |
| Sheep Scab | 1 | 2 | 0 | 0 | 0 | 0 | 0 | 0 | 0 | 0 | 3 |
| Total | 7 | 5 | 132 | 1 | 10 | 7 | 14 | 11 | 1 | 8 | 196 |

Notifiable diseases

The following table indicates the reports of Notifiable diseases

| | Eastern Cape Province | Free State | Gauteng | Kruger National Park | KwaZulu-Natal | Limpopo | Mpumalanga | North West Province | Northern Cape Province | Western Cape Province | Total |
|----------------------------------|-----------------------|------------|---------|----------------------|---------------|---------|------------|---------------------|------------------------|-----------------------|-------|
| Bluetongue | 0 | 0 | 3 | 0 | 0 | 0 | 0 | 0 | 0 | 3 | 6 |
| Bovine Malignant Catarrhal fever | 0 | 1 | 0 | 0 | 0 | 0 | 0 | 0 | 0 | 1 | 2 |
| Lumpy Skin Disease | 0 | 1 | 0 | 0 | 0 | 0 | 0 | 0 | 0 | 0 | 1 |

| | Eastern Cape Province | Free State | Gauteng | Kruger National Park | KwaZulu-Natal | Limpopo | Mpumalanga | North West Province | Northern Cape Province | Western Cape Province | Total |
|-------|-----------------------|------------|---------|----------------------|---------------|---------|------------|---------------------|------------------------|-----------------------|-------|
| Total | 0 | 2 | 3 | 0 | 0 | 0 | 0 | 0 | 0 | 4 | 9 |

Other diseases

The following table indicates the reports of diseases that are not Controlled or Notifiable. Reporting of these diseases are not compulsory.

| | Eastern Cape Province | Free State | Gauteng | Kruger National Park | KwaZulu-Natal | Limpopo | Mpumalanga | North West Province | Northern Cape Province | Western Cape Province | Total |
|--|-----------------------|------------|---------|----------------------|---------------|---------|------------|---------------------|------------------------|-----------------------|-------|
| Anaplasmosis | 0 | 2 | 0 | 0 | 0 | 0 | 0 | 1 | 0 | 0 | 3 |
| Babesiosis (Redwater) | 0 | 2 | 0 | 0 | 0 | 0 | 0 | 0 | 0 | 0 | 2 |
| Besnoitiosis / Elephant skin disease | 0 | 0 | 0 | 0 | 0 | 0 | 0 | 1 | 0 | 0 | 1 |
| Blackleg (Sponssiekte) | 0 | 1 | 0 | 0 | 0 | 0 | 0 | 0 | 0 | 0 | 1 |
| Bovine Papilloma Virus | 0 | 2 | 0 | 0 | 0 | 0 | 0 | 0 | 0 | 0 | 2 |
| Brucella Ovis Infection (Ovine Epididymitis) | 0 | 0 | 0 | 0 | 0 | 0 | 0 | 0 | 0 | 1 | 1 |
| Canine Babesioses | 0 | 3 | 0 | 0 | 0 | 0 | 0 | 0 | 0 | 0 | 3 |
| Canine Distemper | 0 | 3 | 0 | 0 | 0 | 0 | 0 | 0 | 0 | 0 | 3 |
| Canine Parvo Virus | 0 | 8 | 0 | 0 | 0 | 0 | 0 | 0 | 0 | 0 | 8 |
| Caseous Lymphadenitis | 0 | 1 | 0 | 0 | 0 | 0 | 0 | 0 | 0 | 0 | 1 |
| Contagious Pustular Dermatitis / Orf | 0 | 0 | 0 | 0 | 0 | 0 | 0 | 1 | 0 | 0 | 1 |
| Cysticercosis (Cysticercus bovis) | 0 | 0 | 0 | 0 | 0 | 0 | 0 | 3 | 0 | 0 | 3 |
| Distomatosis (Liver Fluke) | 0 | 1 | 0 | 0 | 0 | 0 | 0 | 0 | 0 | 0 | 1 |
| E. coli/Colibacillosis | 0 | 1 | 0 | 0 | 0 | 0 | 0 | 0 | 0 | 0 | 1 |
| Equine Encephalosis Virus (EEV) | 0 | 0 | 0 | 0 | 0 | 0 | 0 | 0 | 0 | 2 | 2 |
| Heartwater | 0 | 0 | 0 | 0 | 0 | 1 | 0 | 0 | 0 | 0 | 1 |

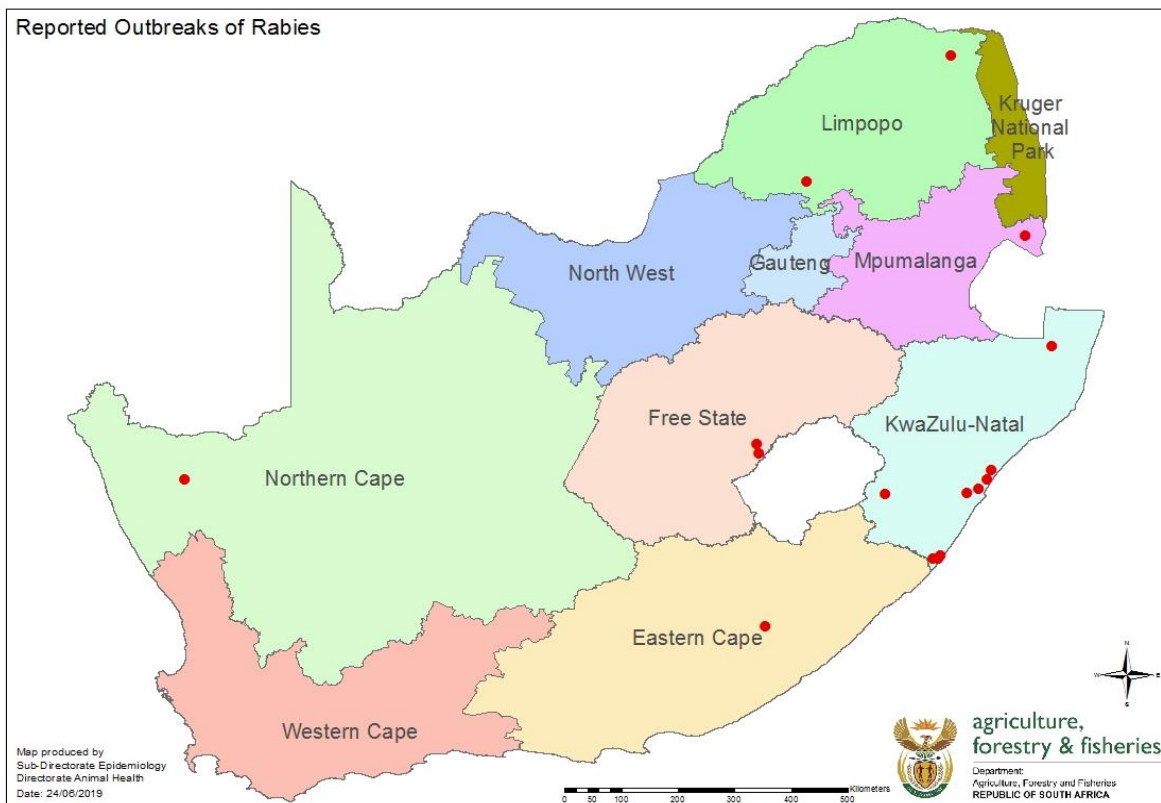
| | Eastern Cape Province | Free State | Gauteng | Kruger National Park | KwaZulu-Natal | Limpopo | Mpumalanga | North West Province | Northern Cape Province | Western Cape Province | Total |
|--|-----------------------|------------|---------|----------------------|---------------|---------|------------|---------------------|------------------------|-----------------------|-------|
| Horse Mange | 0 | 1 | 0 | 0 | 0 | 0 | 0 | 0 | 0 | 0 | 1 |
| Mastitis | 0 | 1 | 0 | 0 | 0 | 0 | 0 | 0 | 0 | 0 | 1 |
| Other Clostridial Infections | 0 | 2 | 0 | 0 | 0 | 0 | 0 | 1 | 0 | 0 | 3 |
| Sarcoptic Mange | 0 | 1 | 0 | 0 | 0 | 0 | 0 | 0 | 0 | 0 | 1 |
| Trypanosomiasis (excluding Nagana and Dourine) | 0 | 0 | 0 | 0 | 1 | 0 | 0 | 0 | 0 | 0 | 1 |
| West Nile Fever | 0 | 0 | 0 | 0 | 0 | 0 | 1 | 0 | 0 | 0 | 1 |
| Total | 0 | 29 | 0 | 0 | 1 | 1 | 1 | 7 | 0 | 3 | 42 |

Information and maps of Specific Diseases

Rabies

The following table indicates the number of reported rabies outbreaks per province

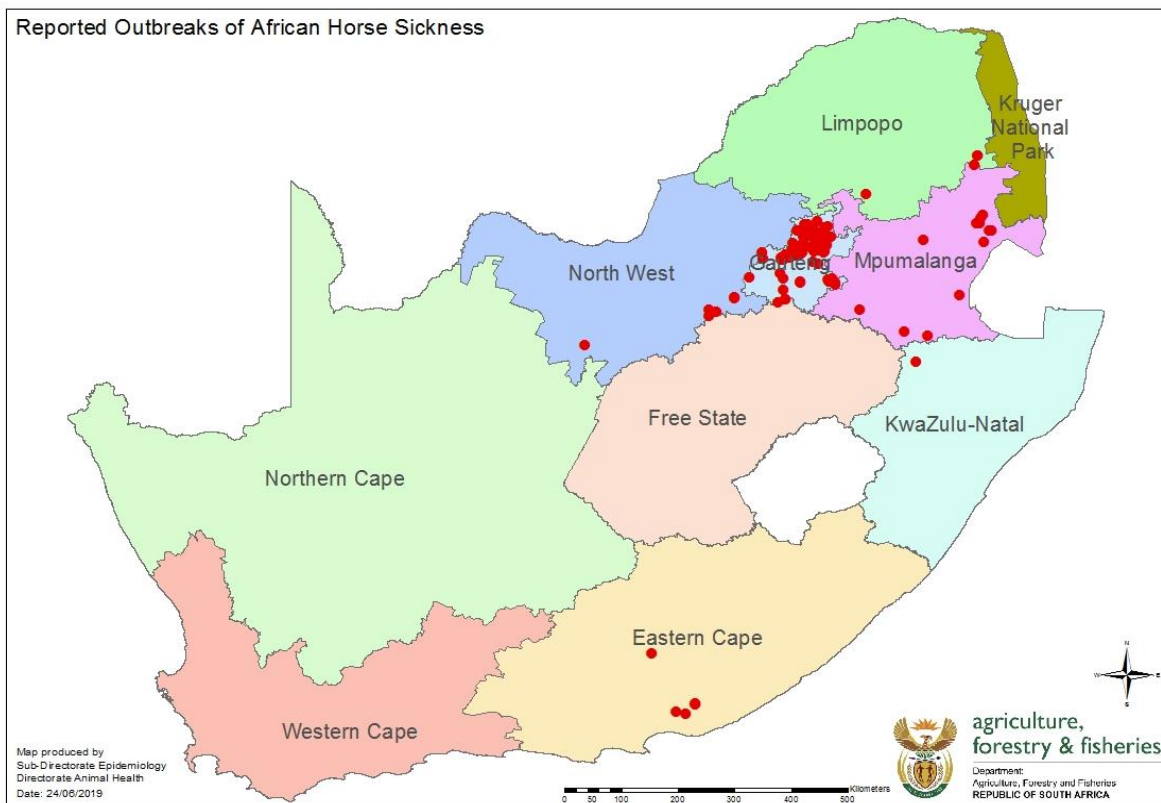
| Province | Number of reported outbreaks |
|------------------------|------------------------------|
| Eastern Cape Province | 1 |
| Free State | 2 |
| KwaZulu-Natal | 9 |
| Limpopo | 3 |
| Mpumalanga | 1 |
| Northern Cape Province | 1 |



African Horse Sickness

The following table indicates the number of reported AHS outbreaks per province

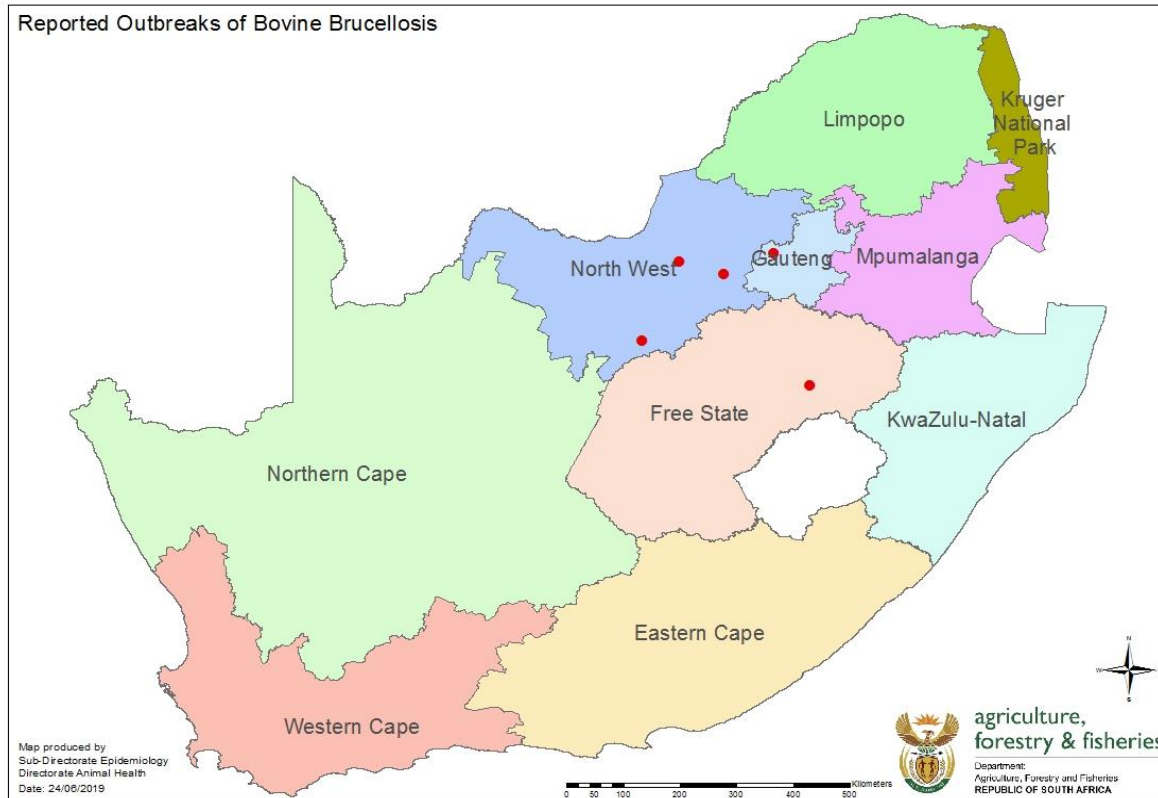
| Province | Number of reported outbreaks |
|-----------------------|------------------------------|
| Eastern Cape Province | 5 |
| Gauteng | 128 |
| KwaZulu-Natal | 1 |
| Limpopo | 4 |
| Mpumalanga | 13 |
| North West Province | 7 |



Bovine Brucellosis

The following table indicates the number of reported Bovine Brucellosis outbreaks per province

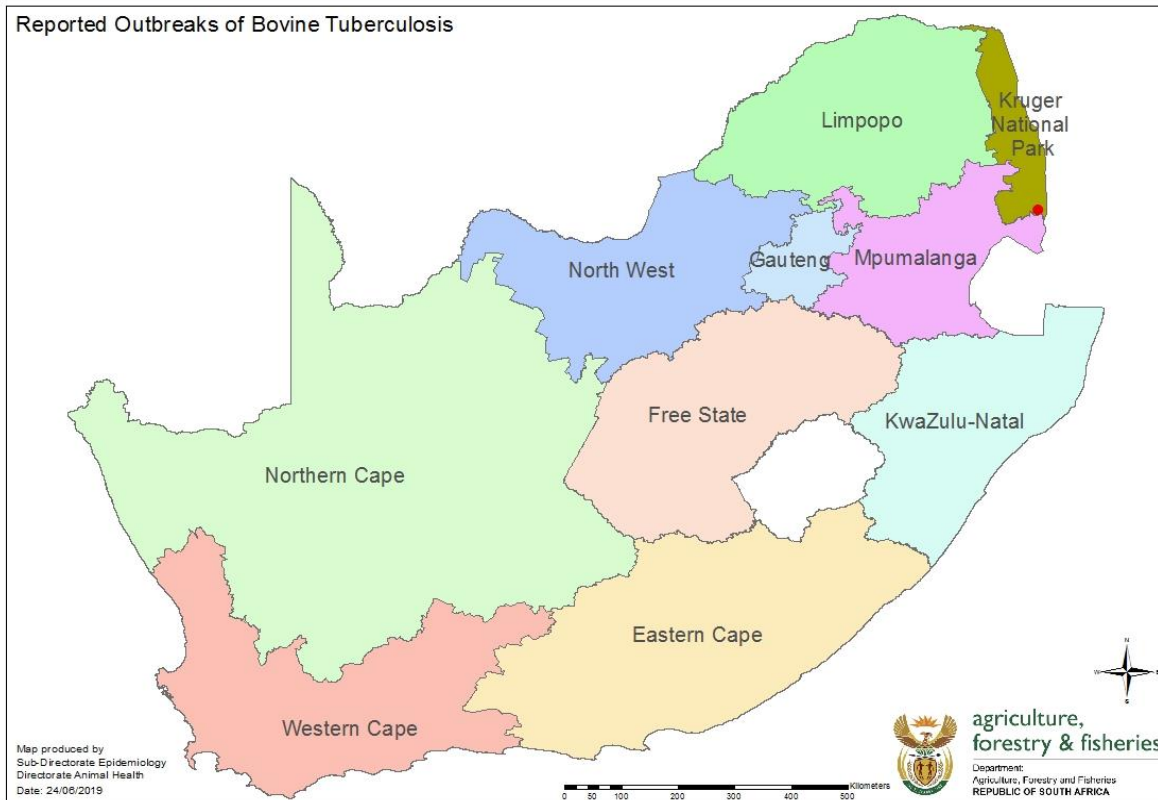
| Province | Number of reported outbreaks |
|---------------------|------------------------------|
| Free State | 1 |
| Gauteng | 1 |
| North West Province | 3 |



Bovine Tuberculosis

The following table indicates the number of reported Bovine Tuberculosis outbreaks per province

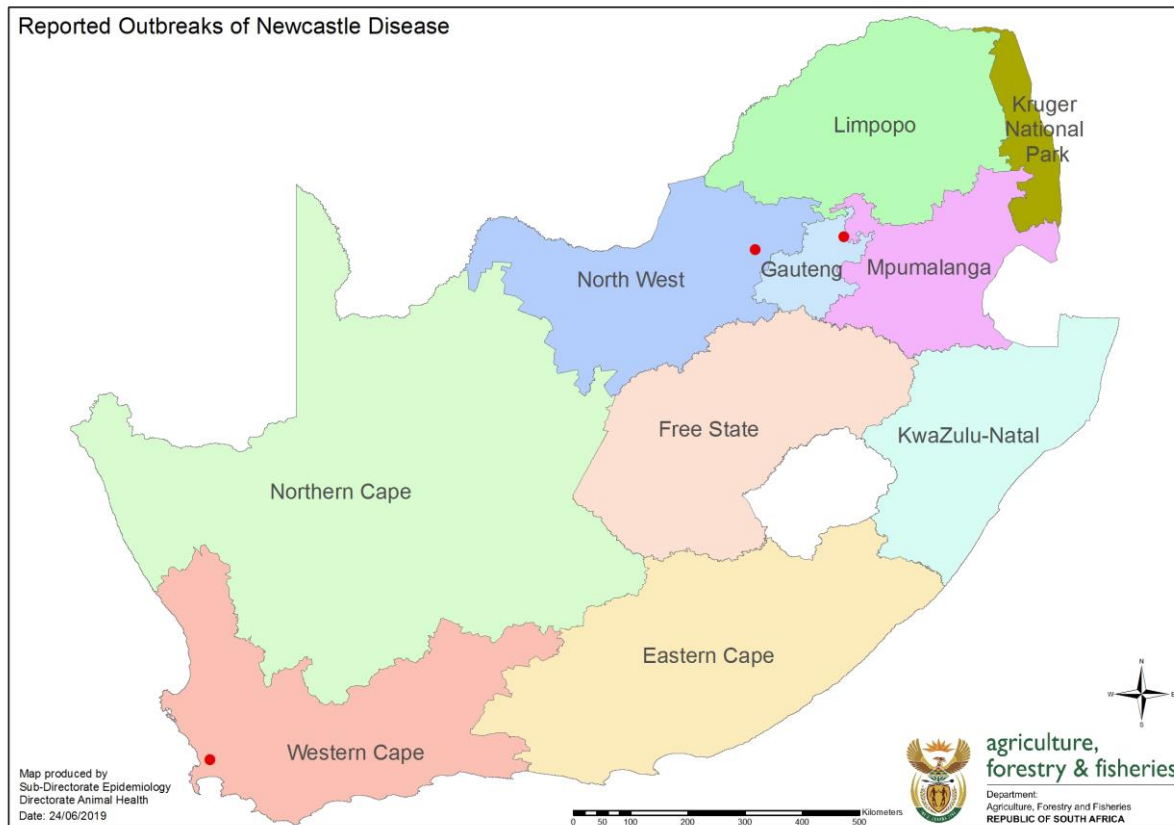
| Province | Number of reported outbreaks |
|----------------------|------------------------------|
| Kruger National Park | 1 |



Newcastle Disease

The following table indicates the number of reported Newcastle outbreaks per province

| Province | Number of reported outbreaks |
|-----------------------|------------------------------|
| Gauteng | 1 |
| North West Province | 1 |
| Western Cape Province | 1 |



Disclaimer

Please take note that this report was automatically compiled using R, R-Studio, several R packages and the South African Animal Health Information System (SAAHIS). Any errors in the data will be copied verbatim into this report.

The data in this report only reflects reports received from the Provincial Veterinary Services and the data was not collected for the purposes of research. Any interpretation of this data should be done with full consideration of the situation on the ground and South Africa's Disease Reporting System.

For further details please contact the Sub-Directorate Epidemiology, Directorate Animal Health (Epidemiology@daff.gov.za).

References

Directorate Animal Health, 2018, 'South African Animal Health Information System'.

Gohel, D., 2018, 'officer: Manipulation of Microsoft Word and PowerPoint Documents ', from <https://CRAN.R-project.org/package=officer>.

R Core Team, 2018, 'R: A Language and Environment for Statistical Computing', from <http://www.r-project.org/>.

Ripley, B. & Lapsley, M., 2018, 'RODBC: ODBC Database Access', from <http://cran.r-project.org/package=RODBC>.

RStudio Team, 2018, 'RStudio: Integrated Development Environment for R', from <http://www.rstudio.com/>.