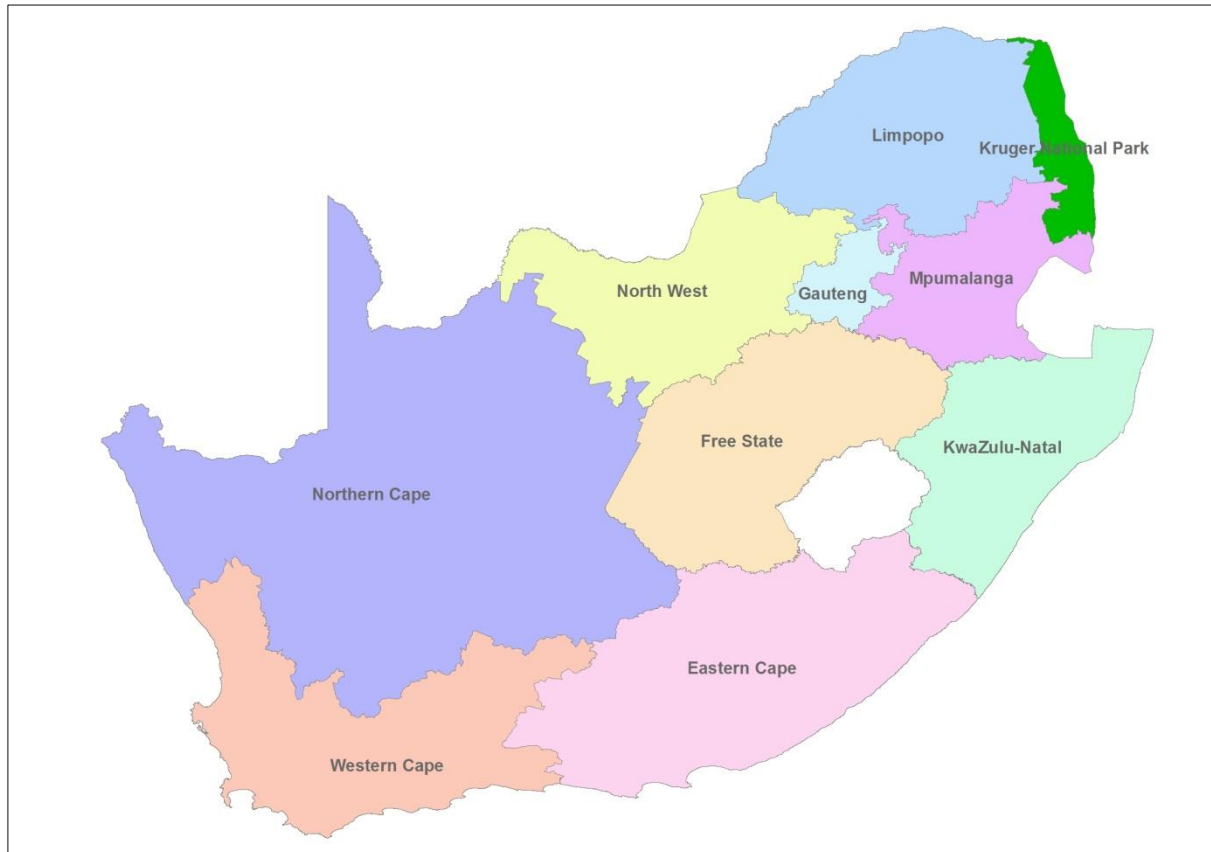


Animal Disease Reporting for the month March 2020



Sub-Directorate Epidemiology
Directorate Animal Health
11 August 2020

Introduction

According to the Animal Diseases Act, 1984 (Act 35 of 1984) Controlled and Notifiable Diseases must be reported to the local State Veterinarian. The local State Veterinarian compiles a monthly report on diseases that occurred in his/her State Vet Area and submits this report to the Provincial Director of Veterinary Services. At a Provincial level, all these reports are combined to compile a disease report for the province and this report is submitted to the Sub-Directorate Epidemiology in the Directorate Animal Health at the Department of Agriculture, Forestry and Fisheries. All the provincial reports are combined to compile a national disease report.

Purpose of disease reporting

Reasons for disease reporting are:

- Proof of freedom
- Detection of outbreaks of important diseases
 - Prevent the spread of the disease
 - Institute control programs
 - Eradication of a disease
 - Warn neighbouring farmers/trade partners/neighbouring countries
 - Prevent the spread/occurrence of a disease in humans, e.g. rabies
 - Decrease the economic impact of a disease
 - Prevent spread of diseases to trading partners
- Disease control

Summary Statistics of the March 2020 report

Total number of outbreak and vaccination reports (data lines)	2441
Total number of outbreaks	207
Total number of animals involved (cases)	1211
Total number of diseases involved in outbreaks	45
Total number of State Vet Areas that reported	100
Total number of Local Municipalities reported from	160
Total number of species involved in outbreaks	11

Reported Disease Outbreaks

The following tables indicate the disease outbreaks reported by the Provincial Veterinary Services.

Controlled Diseases

The following table indicates the reports of Controlled Diseases

	Eastern Cape Province	Free State	Gauteng	Kruger National Park	KwaZulu-Natal	Limpopo	Mpumalanga	North West Province	Northern Cape Province	Western Cape Province	Total
African Horse Sickness	0	1	44	0	9	0	3	5	1	0	63
Avian Influenza: Low Pathogenic : Other	0	0	0	0	0	0	0	0	0	2	2
Bovine Brucellosis (Brucella abortus)	0	5	5	0	1	0	0	1	0	0	12
Bovine Tuberculosis (Mycobacterium bovis)	0	1	0	2	0	0	0	0	0	0	3
Corridor Disease	0	0	0	0	1	0	1	0	0	0	2
FMD - Virus SAT 2	0	0	0	0	0	0	5	0	0	0	5
Fowl Typhoid (Salmonella gallinarum)	0	0	0	0	1	0	0	0	0	0	1
Newcastle Disease	0	0	0	0	0	0	0	0	0	1	1
Paratuberculosis (Johne's Disease)	0	0	0	0	0	0	0	0	0	1	1
Psittacosis And Ornithosis (Chlamydiosis)	0	0	0	0	0	0	0	0	0	1	1
Rabies	0	1	0	0	18	0	0	0	0	1	20
Salmonella enteritidis	0	0	0	0	0	0	0	1	0	0	1
Sheep Scab	0	4	0	0	0	0	0	0	0	0	4
Total	0	12	49	2	30	0	9	7	1	6	116

Notifiable diseases

The following table indicates the reports of Notifiable diseases

	Eastern Cape Province	Free State	Gauteng	Kruger National Park	KwaZulu-Natal	Limpopo	Mpumalanga	North West Province	Northern Cape Province	Western Cape Province	Total
Bluetongue	0	1	16	0	0	0	2	4	0	0	23
Bovine Malignant Catarrhal fever	0	1	0	0	1	0	1	1	0	0	4
Lumpy Skin Disease	0	1	0	0	0	3	5	0	0	0	9
Total	0	3	16	0	1	3	8	5	0	0	36

Other diseases

The following table indicates the reports of diseases that are not Controlled or Notifiable. Reporting of these diseases are not compulsory.

	Eastern Cape Province	Free State	Gauteng	Kruger National Park	KwaZulu-Natal	Limpopo	Mpumalanga	North West Province	Northern Cape Province	Western Cape Province	Total
Anaplasmosis	2	2	0	0	0	0	0	0	0	0	4
Babesiosis (Redwater)	1	0	0	0	0	0	2	3	0	0	6
Bovine ephemeral fever / Three day stiffness	0	2	0	0	0	0	0	0	0	0	2
Brucella Ovis Infection (Ovine Epididymitis)	0	0	0	0	0	0	0	0	1	0	1
Canine Babesioses	0	2	0	0	0	0	0	0	0	0	2
Canine Distemper	1	0	0	0	0	0	0	0	1	0	2
Canine Parvo Virus	0	1	0	0	0	0	4	0	10	0	15
Coccidiosis	0	0	0	0	0	2	0	0	0	0	2
Contagious Pustular Dermatitis / Orf	0	0	0	0	0	0	0	3	0	0	3
Cysticercosis (Cysticercus bovis)	0	0	0	0	0	0	0	2	0	0	2

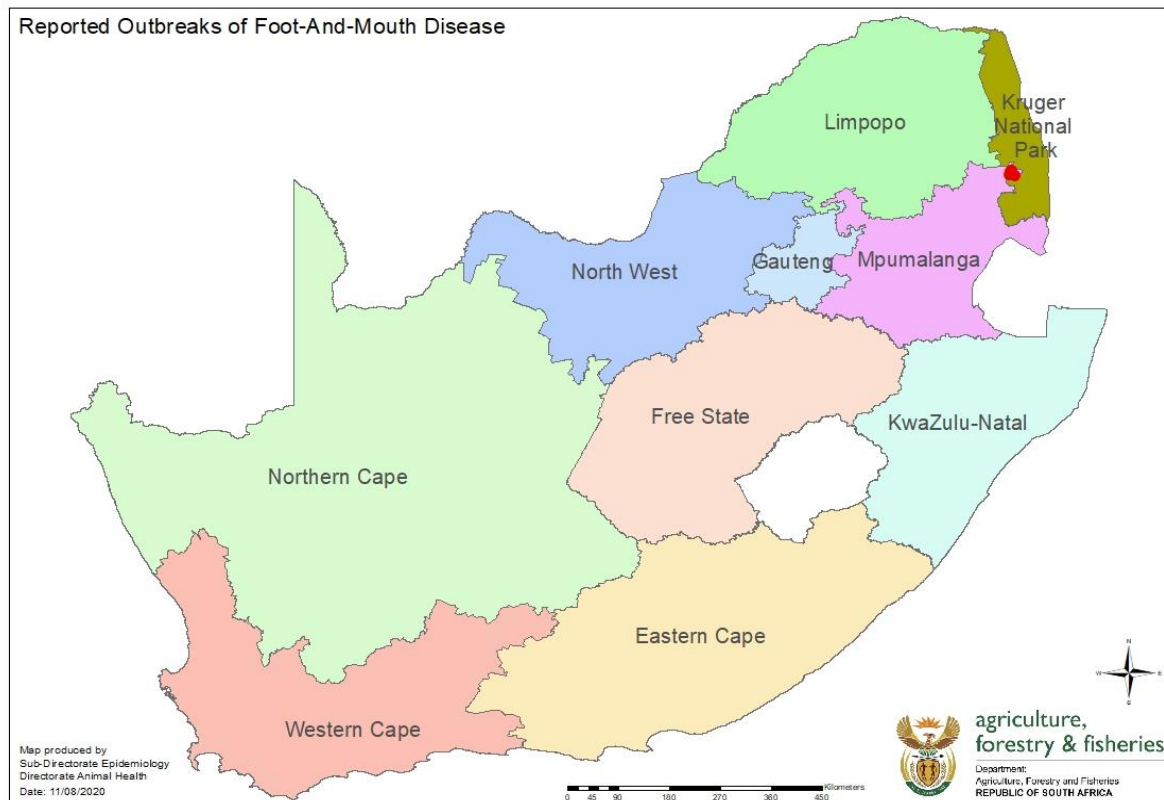
	Eastern Cape Province	Free State	Gauteng	Kruger National Park	KwaZulu-Natal	Limpopo	Mpumalanga	North West Province	Northern Cape Province	Western Cape Province	Total
Enterotoxaemia	0	0	0	0	0	0	0	0	0	1	1
Equine Babesiosis (Equine Piroplasmosis)	0	0	0	0	1	0	0	0	0	0	1
Equine Encephalosis Virus (EEV)	0	0	0	0	2	1	0	1	0	0	4
Foot-Rot	0	1	0	0	0	0	0	0	0	0	1
Heartwater	2	0	0	0	0	0	0	4	0	0	6
Other Clostridial Infections	0	0	0	0	0	0	0	1	0	0	1
Other Pasteurellosis	0	0	0	0	0	0	0	0	0	2	2
Total	6	8	0	0	3	3	6	14	12	3	55

Information and maps of Specific Diseases

Foot and mouth disease (FMD)

The following table indicates the number of reported FMD outbreaks per province

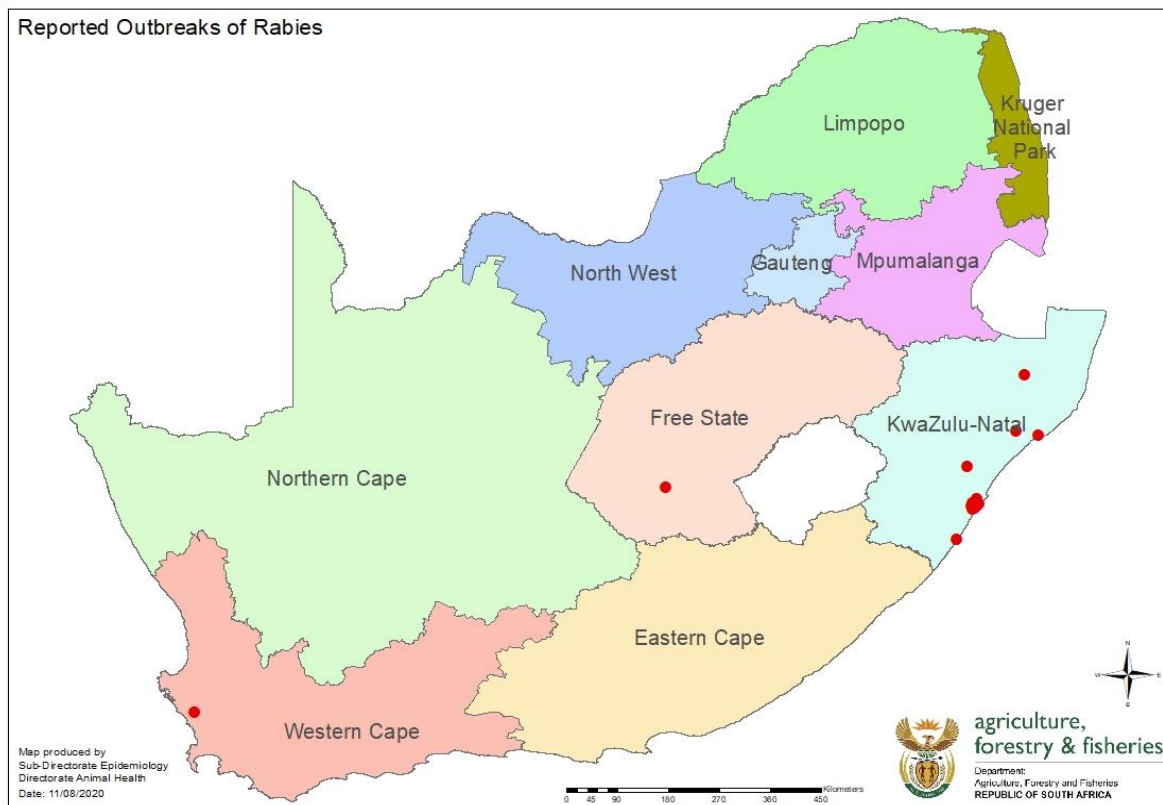
Province	Number of reported outbreaks
Mpumalanga	5



Rabies

The following table indicates the number of reported rabies outbreaks per province

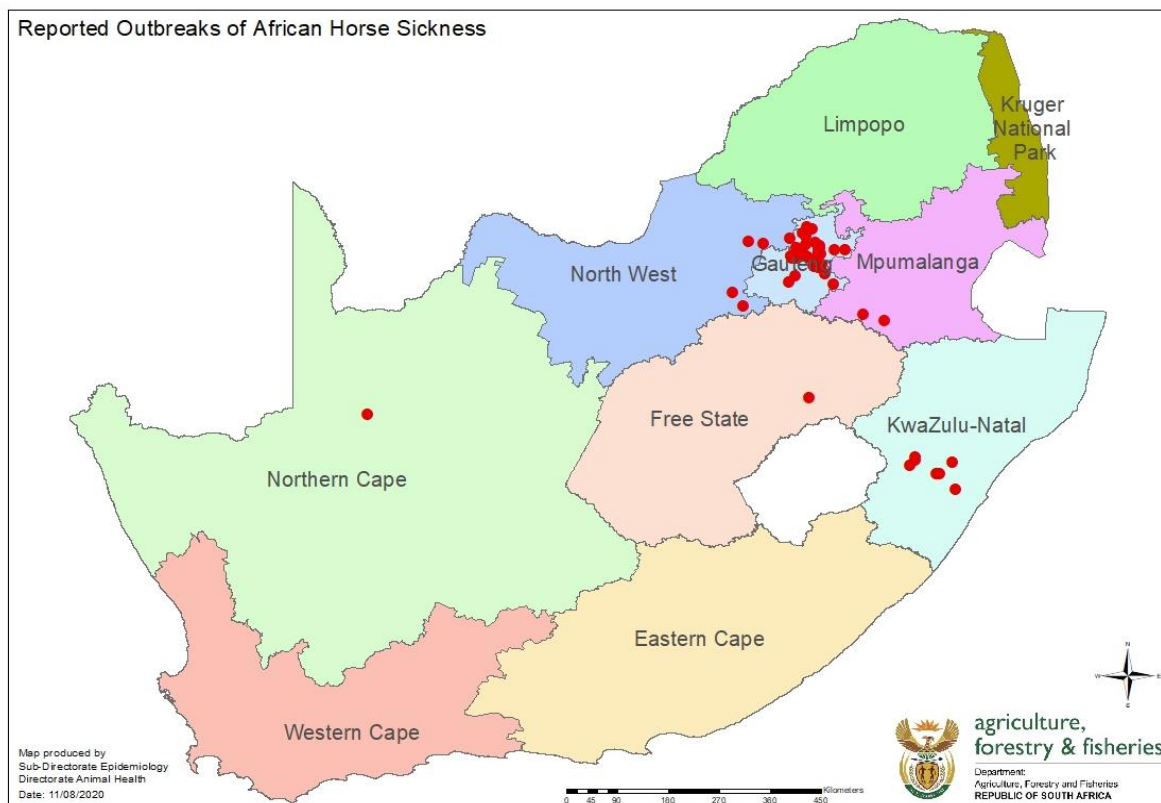
Province	Number of reported outbreaks
Free State	1
KwaZulu-Natal	18
Western Cape Province	1



African Horse Sickness

The following table indicates the number of reported AHS outbreaks per province

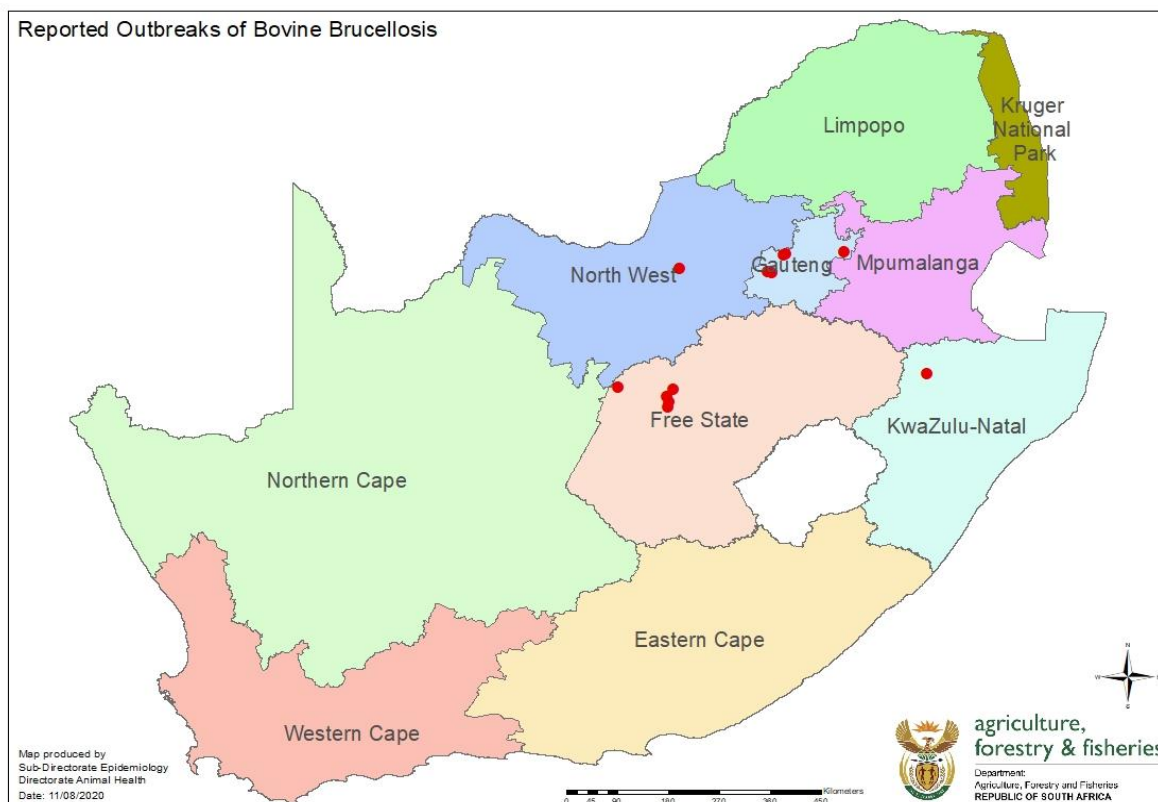
Province	Number of reported outbreaks
Free State	1
Gauteng	44
KwaZulu-Natal	9
Mpumalanga	3
North West Province	5
Northern Cape Province	1



Bovine Brucellosis

The following table indicates the number of reported Bovine Brucellosis outbreaks per province

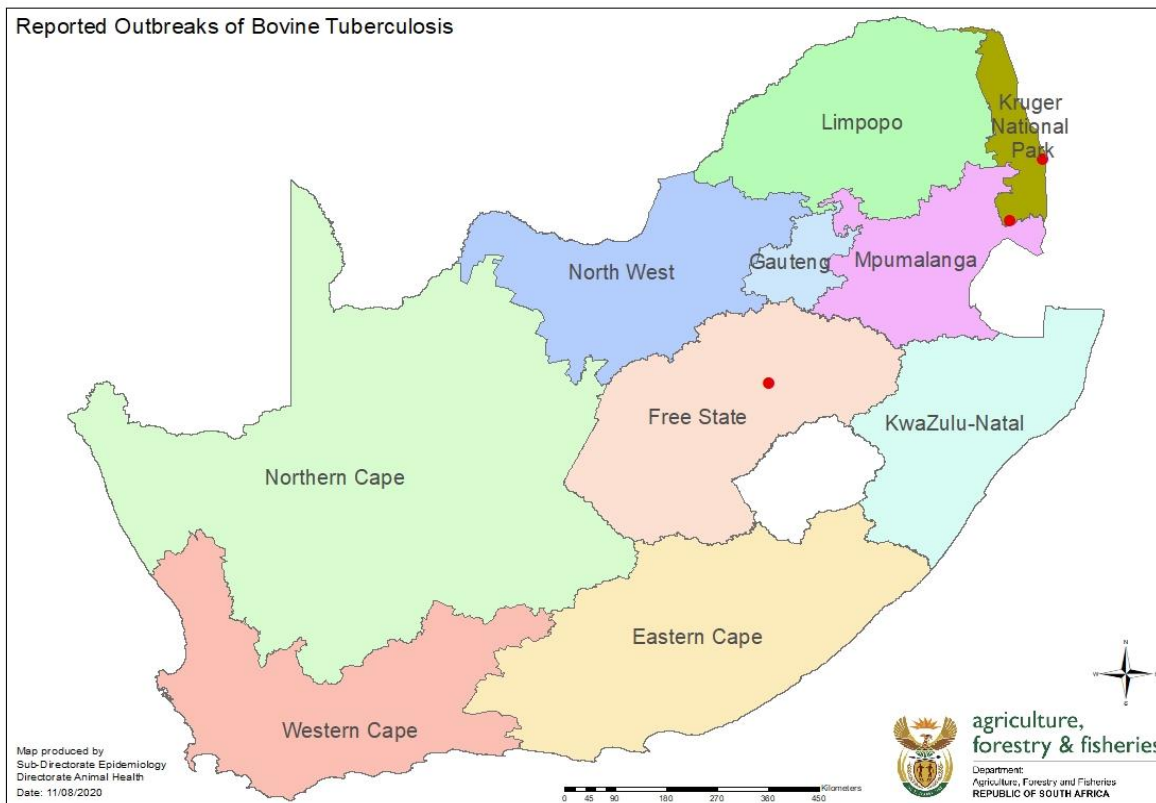
Province	Number of reported outbreaks
Free State	5
Gauteng	5
KwaZulu-Natal	1
North West Province	1



Bovine Tuberculosis

The following table indicates the number of reported Bovine Tuberculosis outbreaks per province

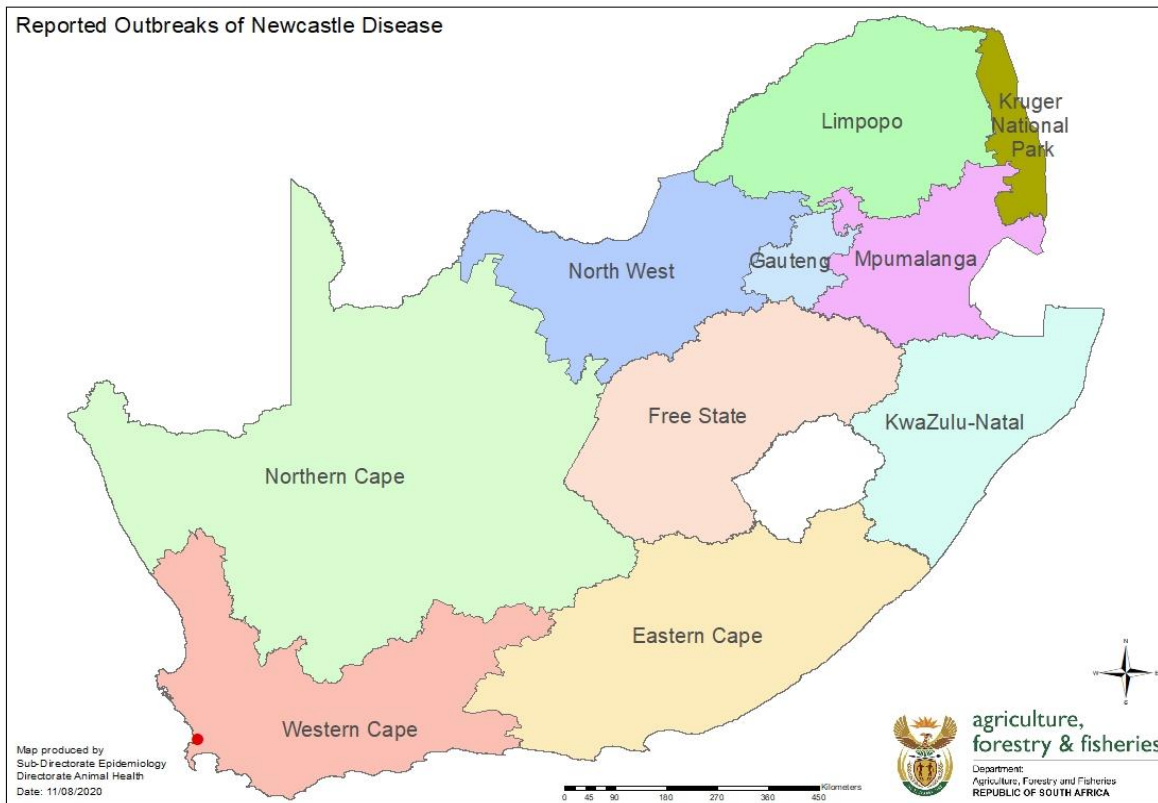
Province	Number of reported outbreaks
Free State	1
Kruger National Park	2



Newcastle Disease

The following table indicates the number of reported Newcastle outbreaks per province

Province	Number of reported outbreaks
Western Cape Province	1



Disclaimer

Please take note that this report was automatically compiled using R, R-Studio, several R packages and the South African Animal Health Information System (SAAHIS). Any errors in the data will be copied verbatim into this report.

The data in this report only reflects reports received from the Provincial Veterinary Services and the data was not collected for the purposes of research. Any interpretation of this data should be done with full consideration of the situation on the ground and South Africa's Disease Reporting System.

For further details please contact the Sub-Directorate Epidemiology, Directorate Animal Health (Epidemiology@daff.gov.za).

References

Directorate Animal Health, 2018, 'South African Animal Health Information System'.

Gohel, D., 2018, 'officer: Manipulation of Microsoft Word and PowerPoint Documents ', from <https://CRAN.R-project.org/package=officer>.

R Core Team, 2018, 'R: A Language and Environment for Statistical Computing', from <http://www.r-project.org/>.

Ripley, B. & Lapsley, M., 2018, 'RODBC: ODBC Database Access', from <http://cran.r-project.org/package=RODBC>.

RStudio Team, 2018, 'RStudio: Integrated Development Environment for R', from <http://www.rstudio.com/>.