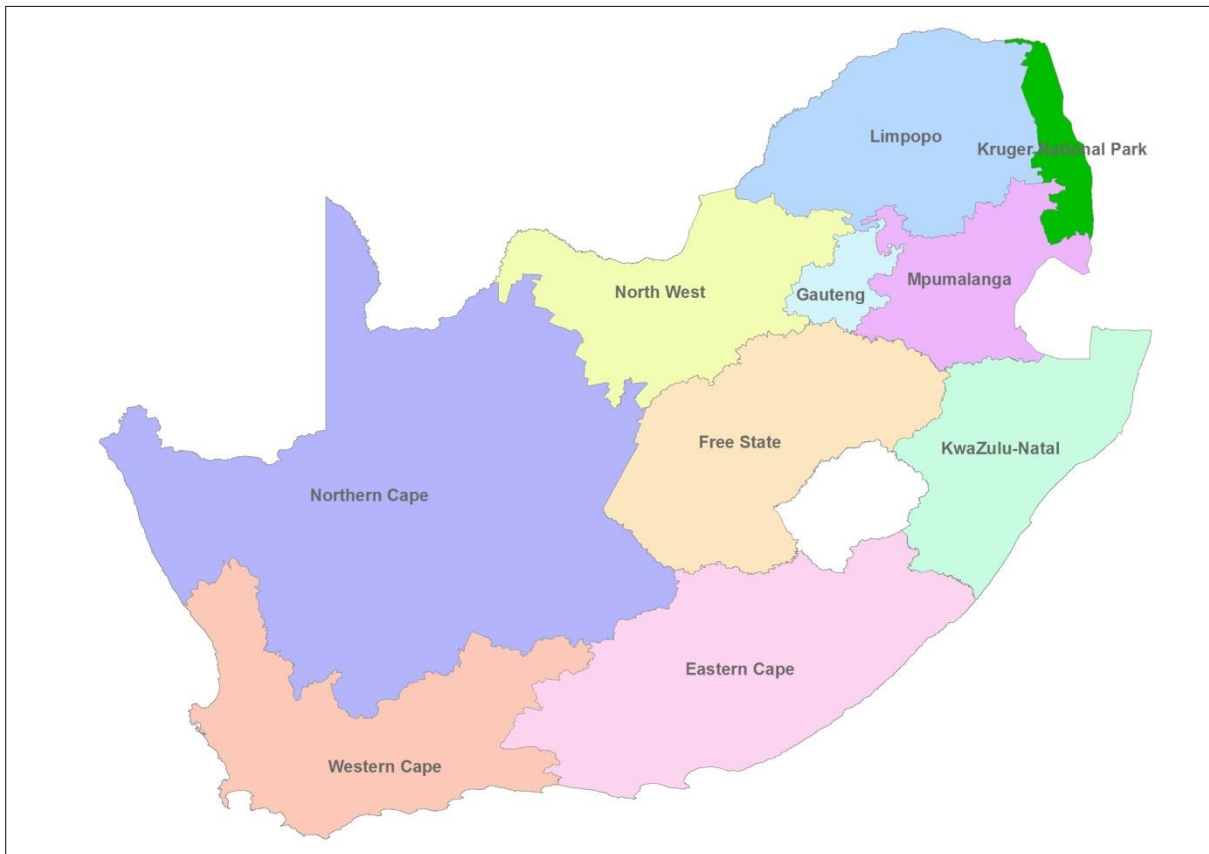


# Animal Disease Reporting for the month October 2015

---



Sub-Directorate Epidemiology  
Directorate Animal Health  
23 February 2016

## Introduction

According to the Animal Diseases Act (Act 35 of 1984) Controlled and Notifiable Diseases must be reported to the local State Veterinarian. The local State Veterinarian compiles a monthly report on diseases that occurred in his/her State Vet Area and submits this report to the Provincial Director of Veterinary Services. At a Provincial level, all these reports are combined to compile a disease report for the province and this report is submitted to the Sub-Directorate Epidemiology in the Directorate Animal Health at the Department of Agriculture, Forestry and Fisheries. All the provincial reports are combined to compile a national disease report.

## Purpose of disease reporting

Reasons for disease reporting are:

- Proof of freedom
- Detection of outbreaks of important diseases
  - Prevent the spread of the disease
  - Institute control programs
  - Eradication of a disease
  - Warn neighbouring farmers/trade partners/neighbouring countries
  - Prevent the spread/occurrence of a disease in humans, e.g. rabies
  - Decrease the economic impact of a disease
  - Prevent spread of diseases to trading partners
- Disease control

## Summary Statistics of the October 2015 report

The following summary table has been compiled using simple count statistics

Total number of outbreak and vaccination reports (data lines)	2430
Total number of outbreaks	108
Total number of animals involved (cases)	9491
Total number of diseases involved in outbreaks	40
Total number of State Vet Areas that reported	84
Total number of Local Municipalities reported from	164
Total number of species involved in outbreaks	12

## Reported Disease Outbreaks

The following tables indicate the disease outbreaks reported by the Provincial Veterinary Services.

### Controlled Diseases

The following table indicates the reports of Controlled Diseases

	<b>Eastern Cape Province</b>	<b>Free State</b>	<b>Gauteng</b>	<b>Kruger National Park</b>	<b>KwaZulu-Natal</b>	<b>Limpopo</b>	<b>Mpumalanga</b>	<b>North West Province</b>	<b>Northern Cape Province</b>	<b>Western Cape Province</b>	<b>Total</b>
Anthrax	0	0	0	6	0	0	0	0	0	0	6
Bovine Brucellosis (Brucella abortus )	2	3	1	0	2	0	3	8	0	0	19
Brucella Ovis Infection (Ovine Epididymitis)	0	0	0	0	0	0	0	0	0	3	3
Fowl Typhoid (Salmonella gallinarum)	0	0	0	0	0	0	0	1	0	1	2
Low Pathogenic Avian Influenza: H5 or H7	0	0	0	0	0	0	0	0	0	2	2
Avian Influenza: H6	1	0	1	0	0	0	0	0	0	0	2
Newcastle Disease	0	0	5	0	0	0	1	0	0	0	6
Paratuberculosis (Johne's Disease)	1	0	0	0	0	0	0	0	0	0	1
Rabies	5	1	0	0	10	0	1	0	3	0	20
Sheep Scab	2	3	0	0	0	0	0	0	1	3	9
<b>Total</b>	<b>11</b>	<b>7</b>	<b>7</b>	<b>6</b>	<b>12</b>	<b>0</b>	<b>5</b>	<b>9</b>	<b>4</b>	<b>9</b>	<b>70</b>

## Notifiable diseases

The following table indicates the reports of Notifiable diseases

	<b>Eastern Cape Province</b>	<b>Free State</b>	<b>Gauteng</b>	<b>Kruger National Park</b>	<b>KwaZulu-Natal</b>	<b>Limpopo</b>	<b>Mpumalanga</b>	<b>North West Province</b>	<b>Northern Cape Province</b>	<b>Western Cape Province</b>	<b>Total</b>
Bluetongue	0	0	0	0	0	0	0	0	0	2	2
Bovine Malignant Catarrhal fever	0	0	0	0	0	1	0	2	0	0	3
Lumpy Skin Disease	0	0	0	0	0	1	0	0	0	0	1
<b>Total</b>	<b>0</b>	<b>0</b>	<b>0</b>	<b>0</b>	<b>0</b>	<b>2</b>	<b>0</b>	<b>2</b>	<b>0</b>	<b>2</b>	<b>6</b>

## Other diseases

The following table indicates the reports of diseases that are not Controlled or Notifiable. Reporting of these diseases are not compulsory.

	<b>Eastern Cape Province</b>	<b>Free State</b>	<b>Gauteng</b>	<b>Kruger National Park</b>	<b>KwaZulu-Natal</b>	<b>Limpopo</b>	<b>Mpumalanga</b>	<b>North West Province</b>	<b>Northern Cape Province</b>	<b>Western Cape Province</b>	<b>Total</b>
Anaplasmosis	0	2	0	0	0	2	0	0	0	0	4
Blackleg (Sponssiekte)	0	1	0	0	0	0	1	1	0	0	3
Canine Distemper	0	0	0	0	0	0	0	0	0	1	1
Coccidiosis	0	0	0	0	0	1	0	0	0	0	1
Contagious Pustular	0	0	0	0	0	0	0	0	0	1	1

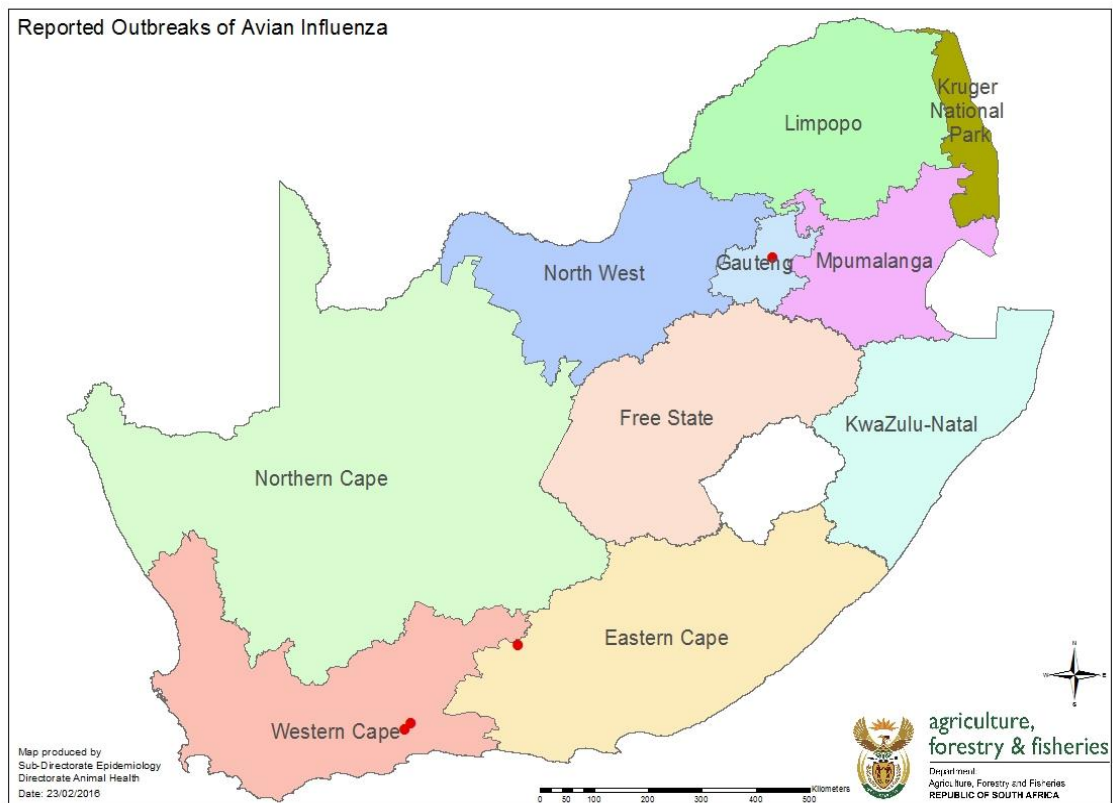
	<b>Eastern Cape Province</b>	<b>Free State</b>	<b>Gauteng</b>	<b>Kruger National Park</b>	<b>KwaZulu-Natal</b>	<b>Limpopo</b>	<b>Mpumalanga</b>	<b>North West Province</b>	<b>Northern Cape Province</b>	<b>Western Cape Province</b>	<b>Total</b>
Dermatitis											
Cysticercosis (Cysticercus bovis)	0	0	0	0	0	0	0	5	0	0	5
Dermatophilosis	0	0	0	0	0	0	0	1	0	0	1
Enterotoxaemia	0	0	0	0	0	0	0	0	0	1	1
Enzootic Abortion Of Ewes (Clamidia)	0	0	0	0	0	0	1	0	0	0	1
Foot-Rot	1	0	0	0	0	0	0	0	0	1	2
Fowl Pox	0	0	0	0	0	0	1	0	0	0	1
Goat Mange	0	0	0	0	0	0	0	0	0	2	2
Heartwater	1	0	0	0	0	4	0	0	0	0	5
Mastitis	1	0	0	0	0	0	0	0	0	0	1
Other Pasteurellosis	0	0	0	0	0	0	0	0	0	1	1
Pulmonary Adenomatosis (Jaagsiekte)	1	0	0	0	0	0	0	0	0	0	1
Sarcoptic Mange	0	0	0	0	0	0	0	0	0	1	1
<b>Total</b>	<b>4</b>	<b>3</b>	<b>0</b>	<b>0</b>	<b>0</b>	<b>7</b>	<b>3</b>	<b>7</b>	<b>0</b>	<b>8</b>	<b>32</b>

## Information and maps of Specific Diseases

### Avian Influenza

The following table indicates the number of reported Avian Influenza outbreaks per province

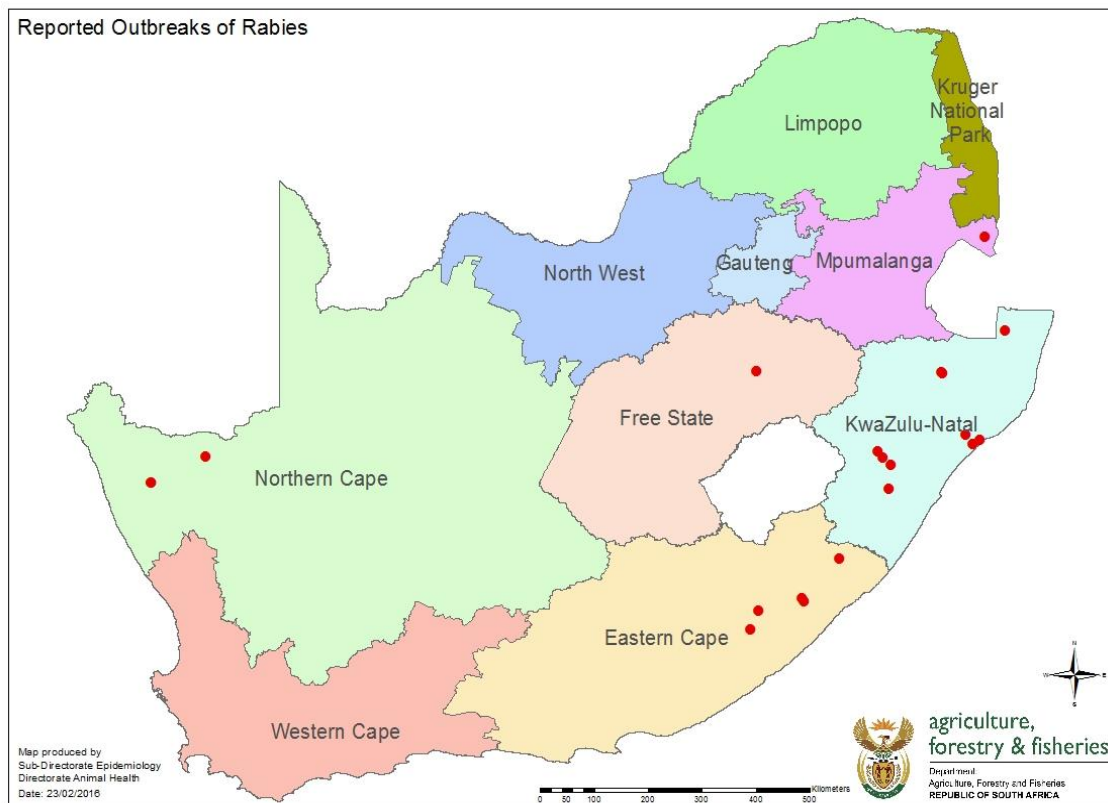
Province	Avian Influenza Strain	Number of reported outbreaks
Western Cape Province	Low Pathogenic Avian Influenza: H5 or H7	2
Eastern Cape Province	Avian Influenza: H6	1
Gauteng	Avian Influenza: H6	1



## Rabies

The following table indicates the number of reported rabies outbreaks per province

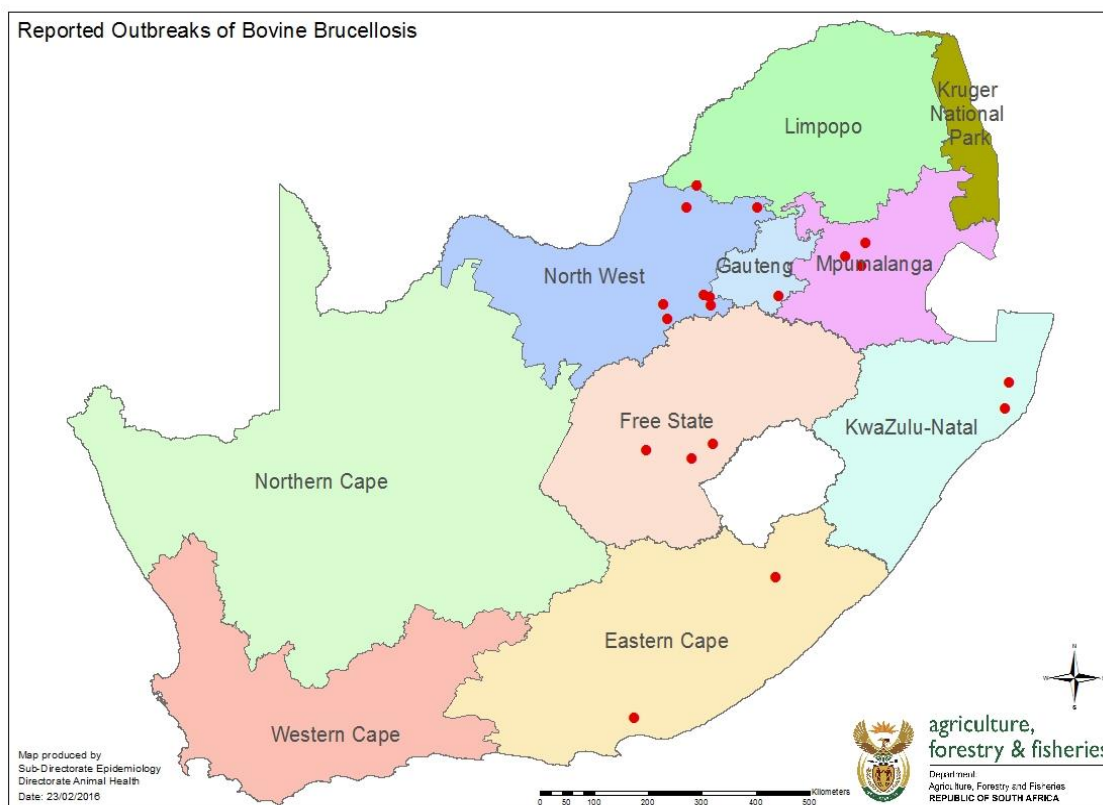
Province	Number of reported outbreaks
Eastern Cape Province	5
Free State	1
KwaZulu-Natal	10
Mpumalanga	1
Northern Cape Province	3



## Bovine Brucellosis

The following table indicates the number of reported Bovine Brucellosis outbreaks per province

Province	Number of reported outbreaks
Eastern Cape Province	2
Free State	3
Gauteng	1
KwaZulu-Natal	2
Mpumalanga	3
North West Province	8

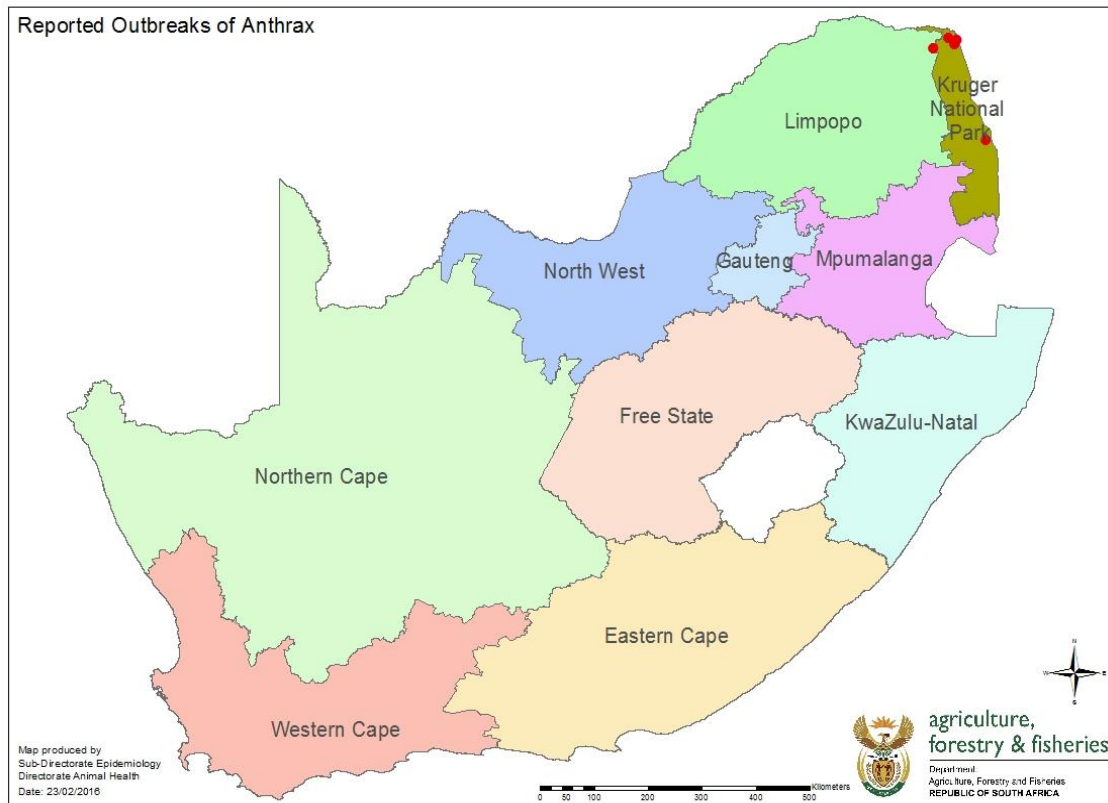




## Anthrax

The following table indicates the number of reported Anthrax outbreaks per province

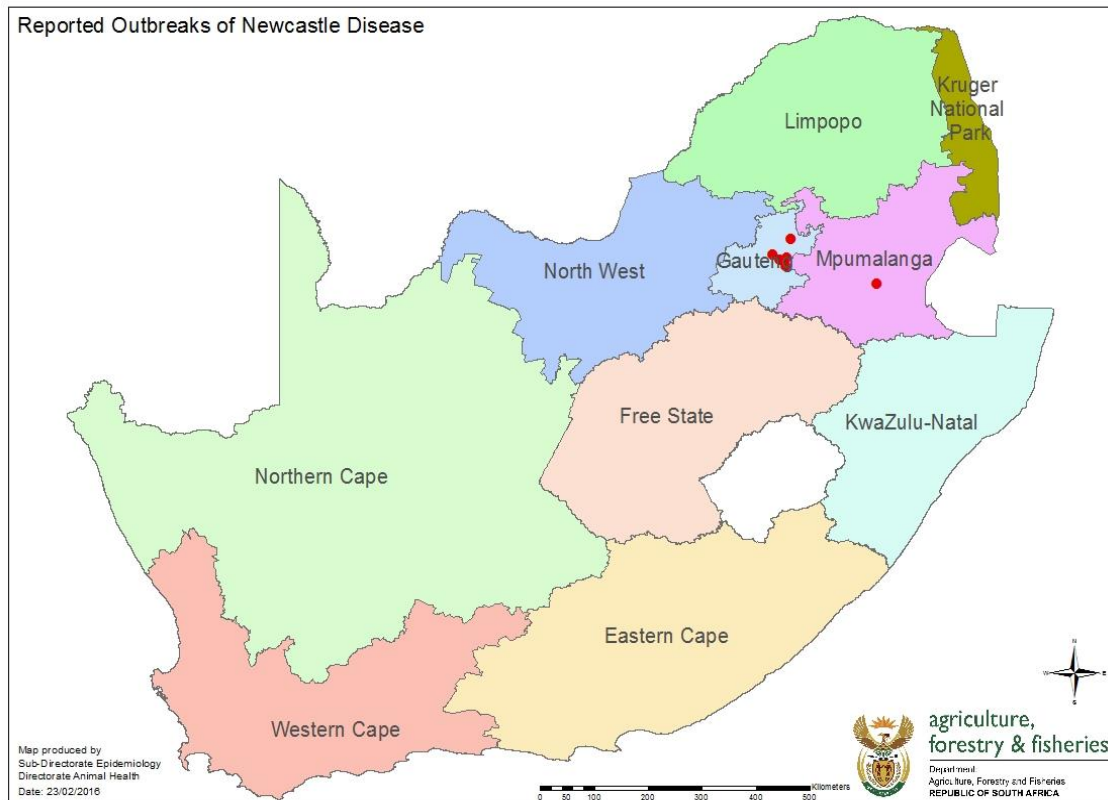
Province	Number of reported outbreaks
Kruger National Park	6



## Newcastle Disease

The following table indicates the number of reported Newcastle outbreaks per province

Province	Number of reported outbreaks
Gauteng	5
Mpumalanga	1



## Disclaimer

Please take note that this report was automatically compiled using R, R-Studio, several R packages and the South African Animal Health Information System (SAAHIS). Any errors in the data will be copied verbatim into this report.

The data in this report only reflects reports received from the Provincial Veterinary Services and the data was not collected for the purposes of research. Any interpretation of this data should be done with full consideration of the situation on the ground and South Africa's Disease Reporting System.

For further details please contact the Sub-Directorate Epidemiology, Directorate Animal Health ([Epidemiology@daff.gov.za](mailto:Epidemiology@daff.gov.za)).

## References

Directorate Animal Health, 2015, 'South African Animal Health Information System'.

Gohel, D., 2015, 'ReporteRs: Microsoft Word, Microsoft Powerpoint and HTML Documents Generation', from <http://cran.r-project.org/package=ReporteRs>.

R Core Team, 2015, 'R: A Language and Environment for Statistical Computing', from <http://www.r-project.org/>.

Ripley, B. & Lapsley, M., 2015, 'RODBC: ODBC Database Access', from <http://cran.r-project.org/package=RODBC>.

RStudio Team, 2015, 'RStudio: Integrated Development Environment for R', from <http://www.rstudio.com/>.